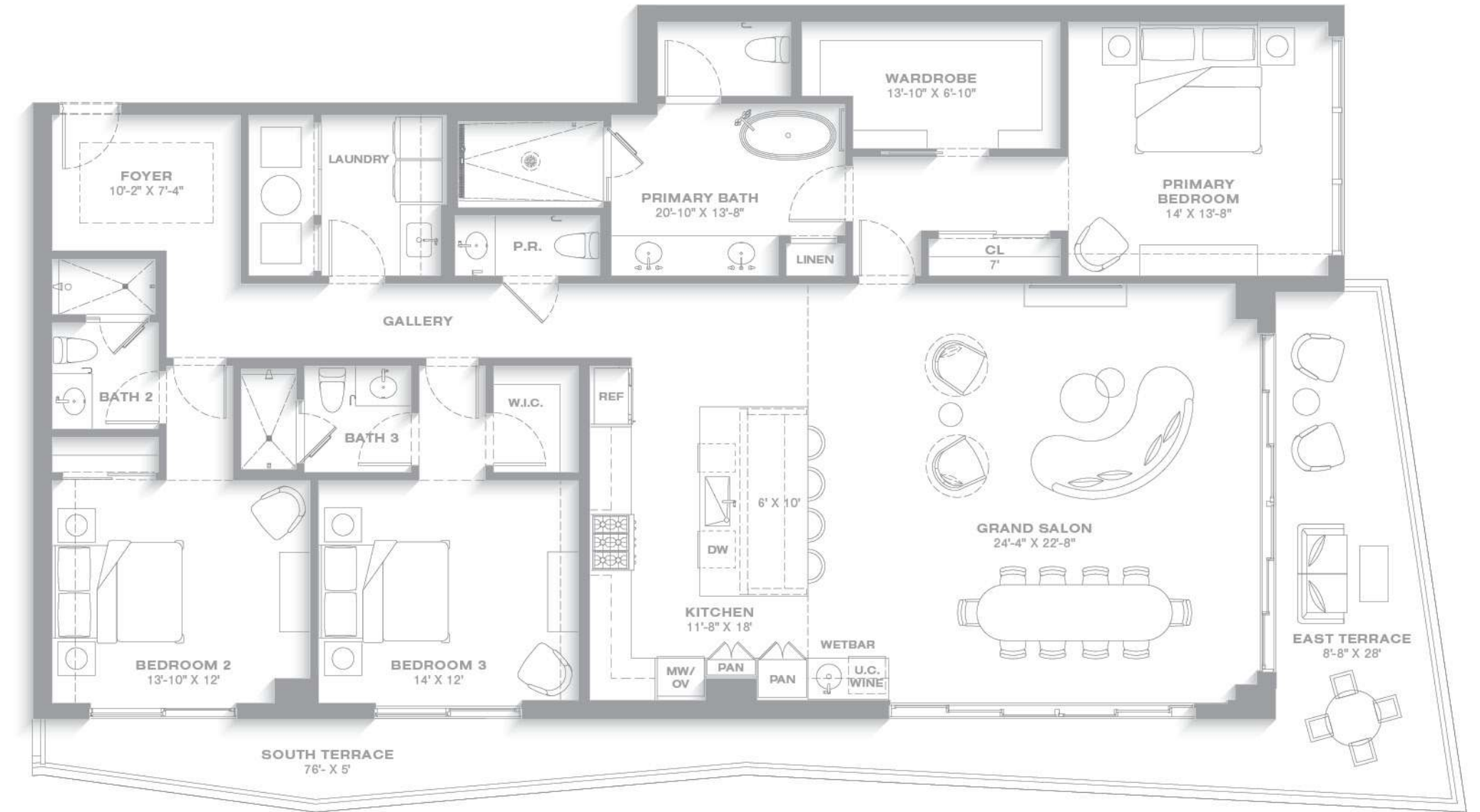


# RESIDENCE 01

3 BEDROOM | 3.5 BATHROOM  
 INTERIOR: 2,400 SQ. FT. | TERRACE: 485 SQ. FT.  
 TOTAL LIVING AREA: 2,885 SQ. FT.  
 VIEW: FACES EAST/SOUTH

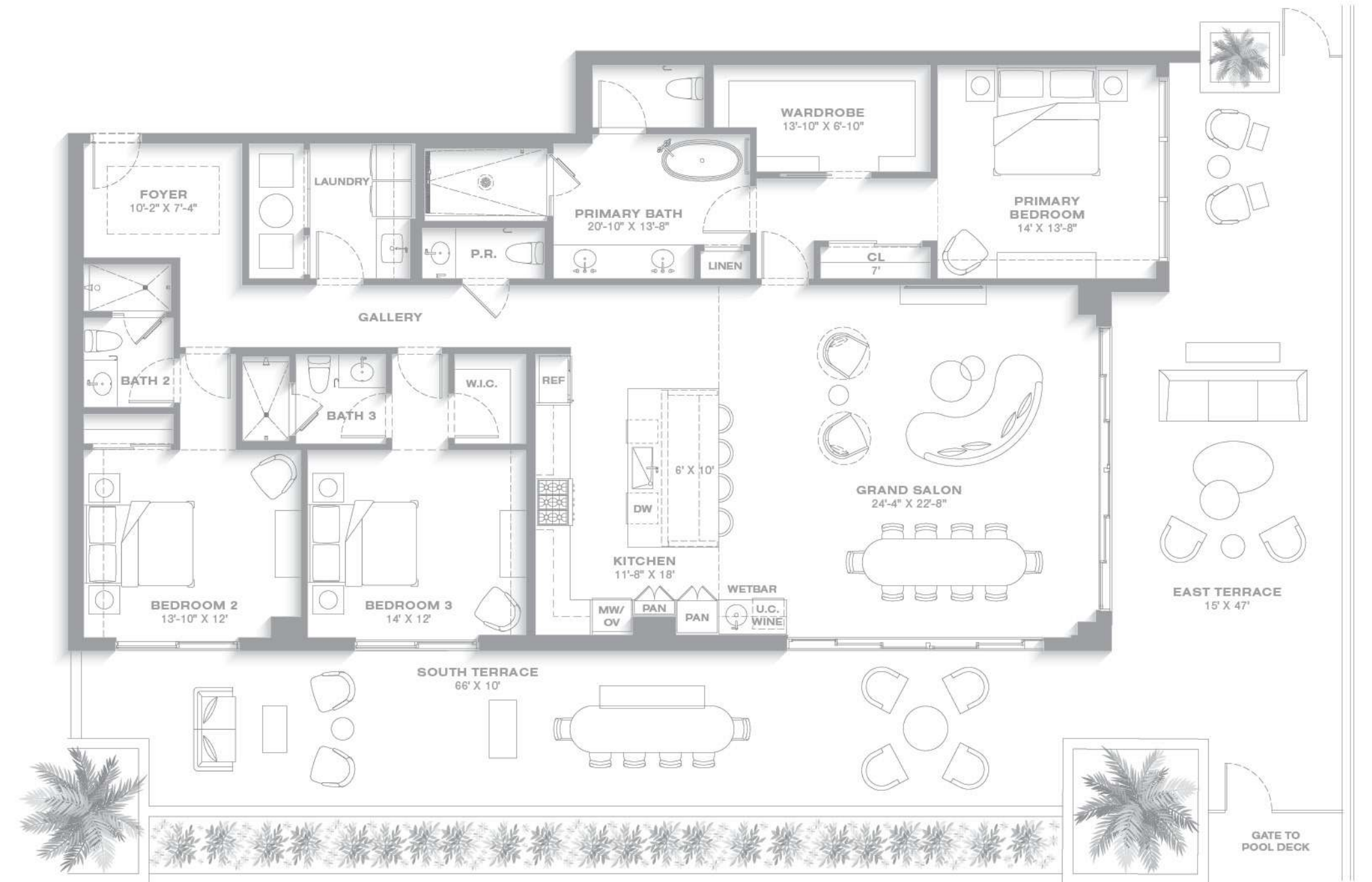
Arrival begins at a welcoming alcove that opens to a refined gallery and gracious entertaining space of impressive scale. Floor-to-ceiling glass extends the living areas and frames an expansive wraparound terrace, creating seamless indoor-outdoor living. Sweeping views span the Intracoastal Waterway, the Atlantic Ocean, and the pool terrace below. The primary suite, complemented by a luxurious bath, offers a tranquil private retreat. With 2,400 square feet of interior living space and nearly 485 square feet of terraces, this generously scaled residence lives exceptionally large.



# TERRACE 401

3 BEDROOM | 3.5 BATHROOM  
 INTERIOR: 2,400 SQ. FT. | TERRACE: 1,275 SQ. FT.  
 TOTAL LIVING AREA: 3,675 SQ. FT.  
 VIEW: FACES EAST/SOUTH

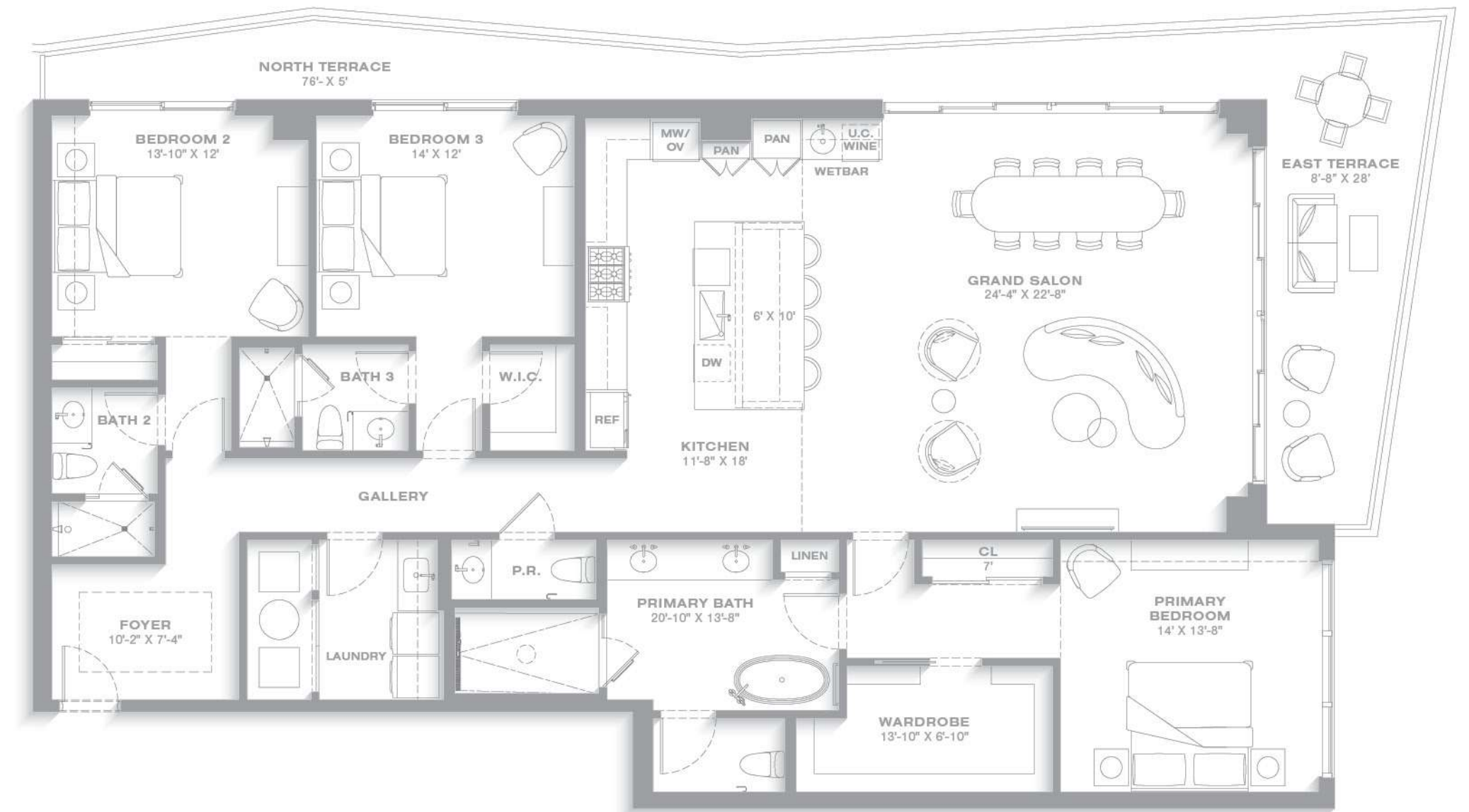
A gracious alcove leads to a long gallery, opening to a thoroughly entertaining space, grand in both scale and design. Floor-to-ceiling glass extends the living areas to a private terrace of approximately 1,275 square feet that wraps nearly the entire residence. Lush planters provide privacy, separating the outdoor living spaces from the pool and spa beyond. Views extend to the Intracoastal Waterway and the Atlantic Ocean. A wet bar and chef's kitchen further enhance the entertaining experience. The primary suite and its sumptuous bath offer a serene private retreat. With approximately 2,400 square feet of interior space, this gracious residence lives expansively.



# RESIDENCE 02

3 BEDROOM | 3.5 BATHROOM  
 INTERIOR: 2,400 SQ. FT. | TERRACE: 485 SQ. FT.  
 TOTAL LIVING AREA: 2,885 SQ. FT.  
 VIEW: FACES EAST/NORTH

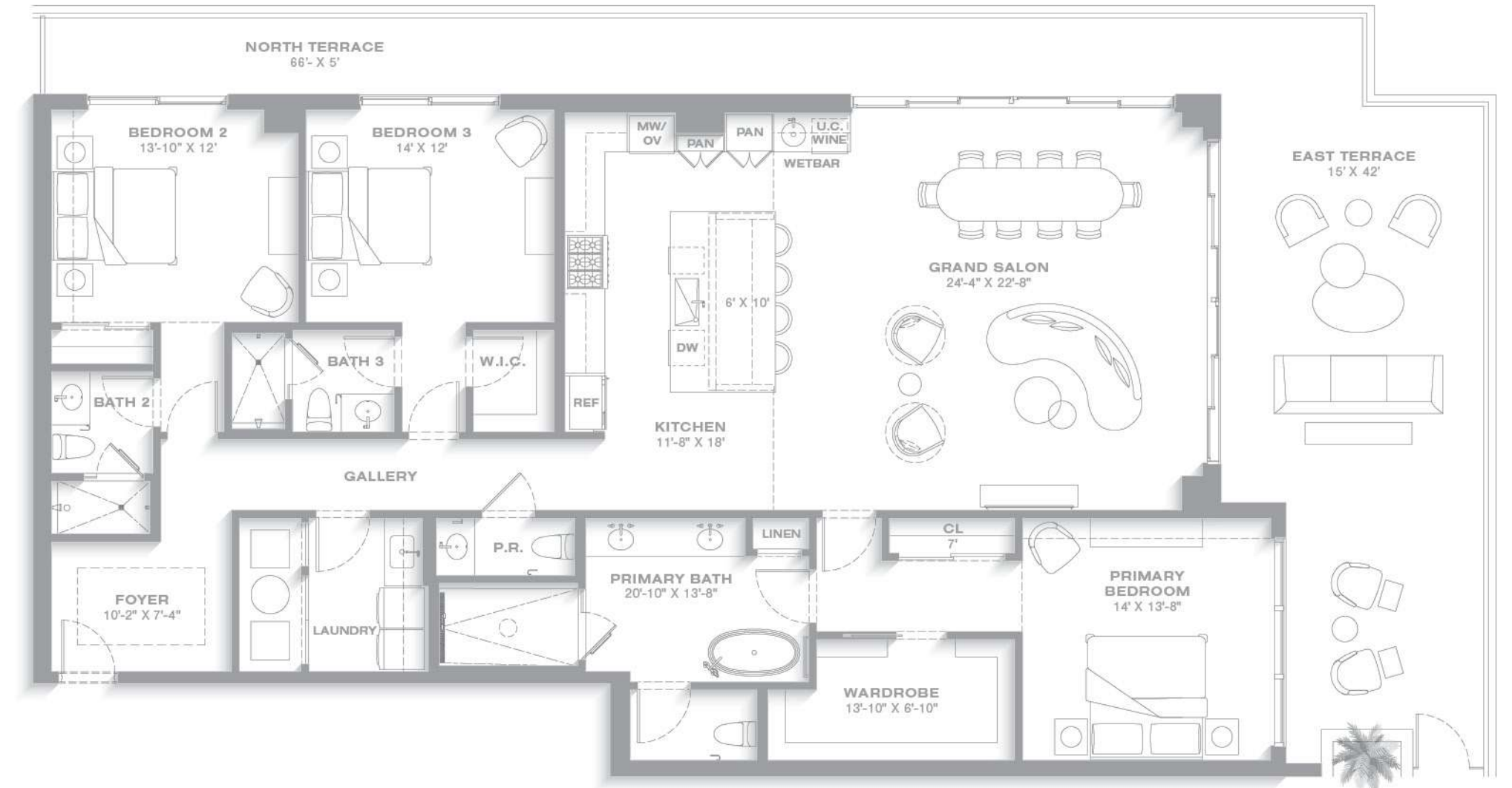
With north- and east-facing views across the Intracoastal Waterway and the Atlantic Ocean, the sweeping panorama of the Palm Beaches is ever present. Arrival begins at a gracious alcove that leads into a long gallery, opening to an expansive entertaining space of impressive scale. Floor-to-ceiling glass walls extend the living areas to a wide terrace that wraps nearly the full perimeter of the residence, creating a seamless indoor-outdoor connection. The primary suite, paired with a sumptuous bath, serves as a tranquil private retreat. Offering 2,400 square feet of conditioned interior space and nearly 485 square feet of terraces, this generously scaled residence lives exceptionally large.



# TERRACE 402

3 BEDROOM | 3.5 BATHROOM  
 INTERIOR: 2,400 SQ. FT. | TERRACE: 895 SQ. FT.  
 TOTAL LIVING AREA: 3,295 SQ. FT.  
 VIEW: FACES EAST/NORTH

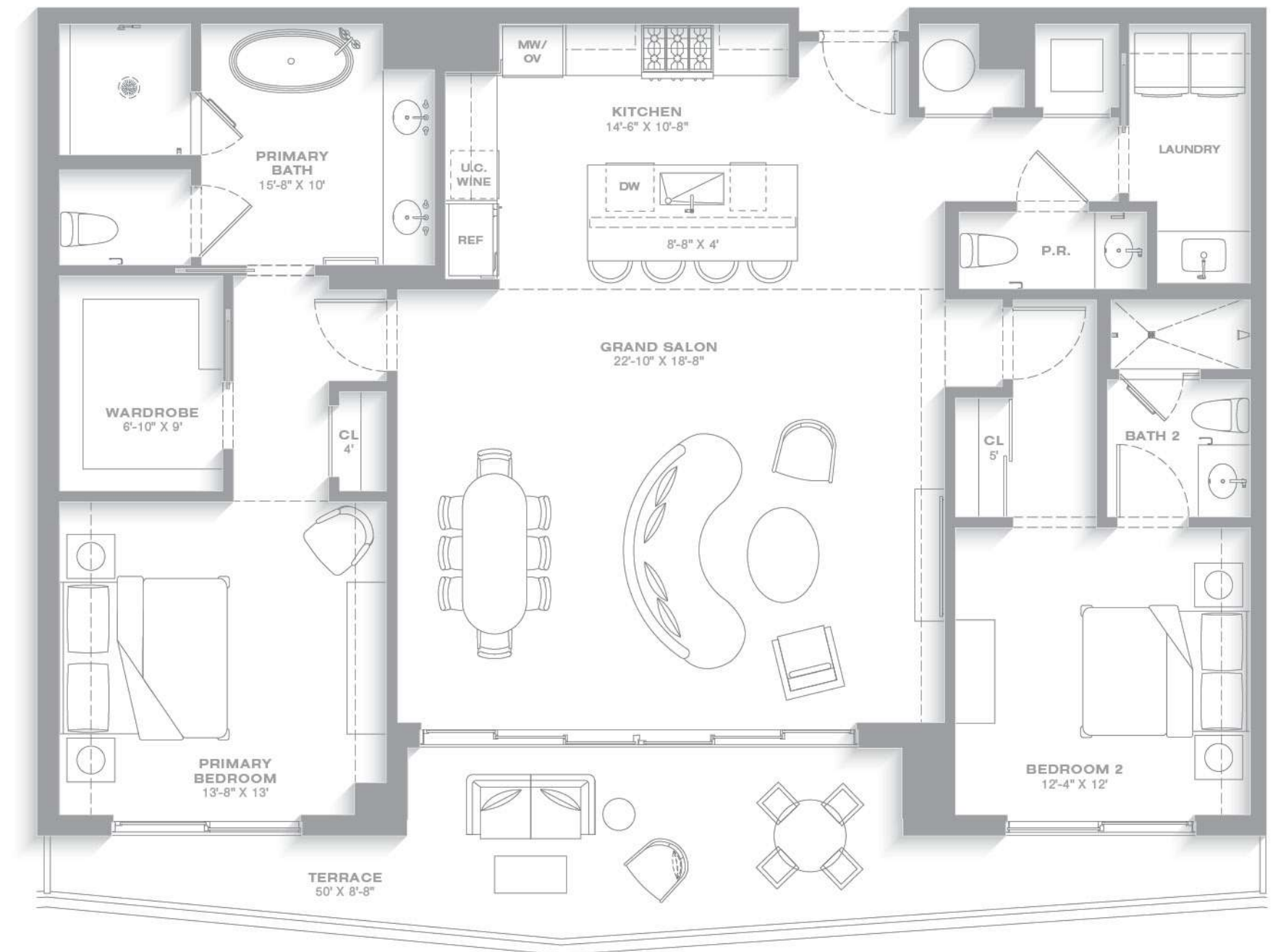
With north- and east-facing views of the Intracoastal Waterway and the Atlantic Ocean, the panorama of the Palm Beaches is a constant companion. Arrival begins at a gracious alcove leading to a long gallery, opening to an expansive entertaining space grand in both scale and design. Floor-to-ceiling glass extends the living areas to a sunlit private terrace of nearly 900 square feet that wraps almost the entire residence. Views span the Intracoastal Waterway, the Atlantic, and West Palm Beach, reaching to Singer Island beyond. The grand salon is complemented by a chef's kitchen and wet bar with wine refrigeration. The primary suite and its sumptuous bath provide a serene private retreat. Offering approximately 2,400 square feet of interior space and generous outdoor terraces, this residence encompasses approximately 3,295 square feet of total living space and lives exceptionally large.



# RESIDENCE 03

2 BEDROOM | 2.5 BATHROOM  
 INTERIOR: 1,650 SQ. FT. | TERRACE: 278 SQ. FT.  
 TOTAL LIVING AREA: 1,928 SQ. FT.  
 VIEW: FACES SOUTH

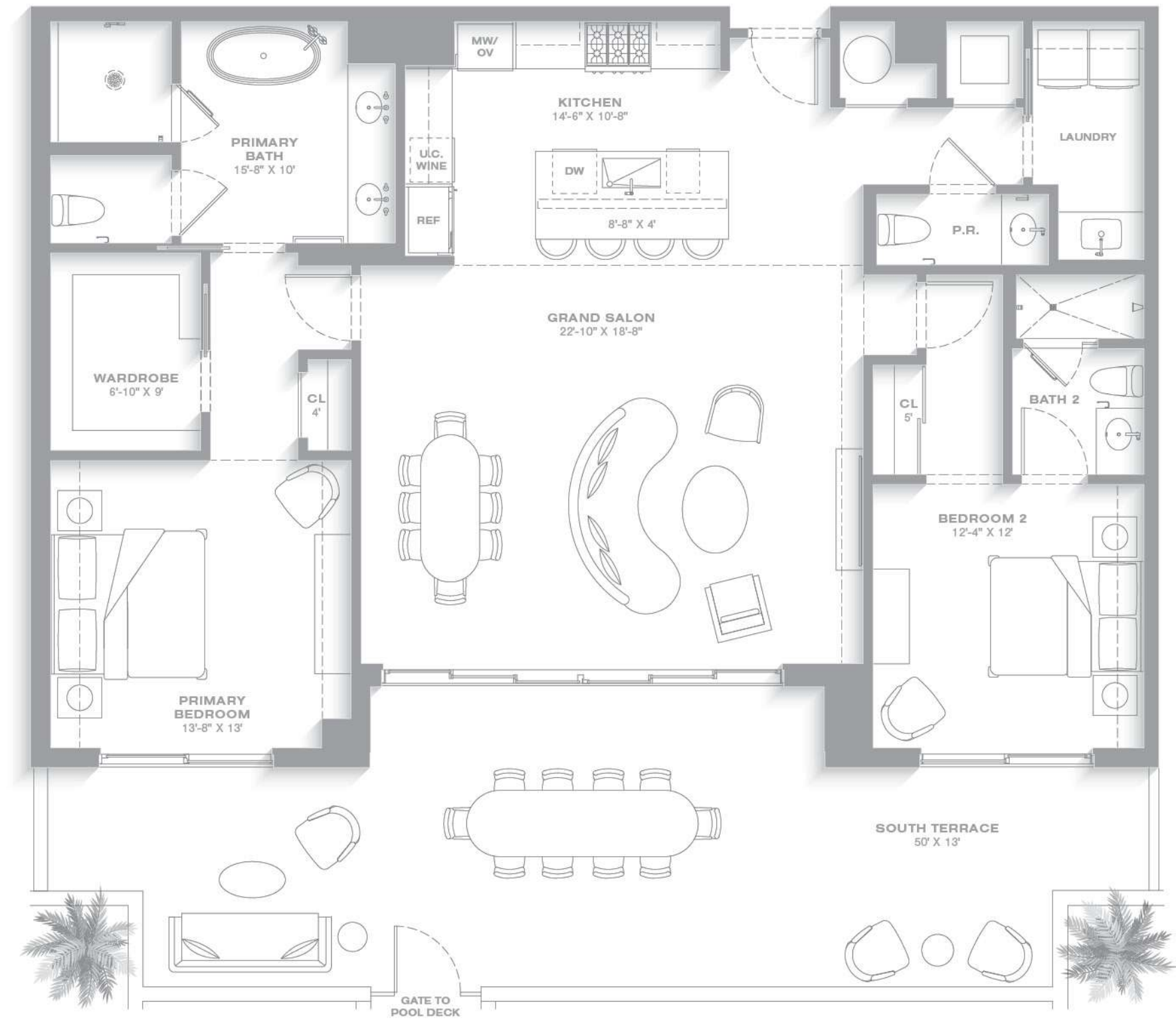
Ideal as a primary residence or an elegant pied-à-terre, this well-appointed two-bedroom home is thoughtfully designed for comfort and efficiency. The grand salon lives up to its name, opening to an inviting terrace with views toward West Palm Beach, the Intracoastal Waterway, and glimpses of the Atlantic Ocean. The salon and both bedroom suites enjoy direct access to the terrace. Below, one of Nora House's two pool terraces features a spa and generous lounging areas. Offering 1,650 square feet of interior living space, this residence provides a refined and comfortable lifestyle with luxurious amenities above and below.



# TERRACE 403

2 BEDROOM | 2.5 BATHROOM  
 INTERIOR: 1,650 SQ. FT. | TERRACE: 540 SQ. FT.  
 TOTAL LIVING AREA: 2,190 SQ. FT.  
 VIEW: FACES SOUTH

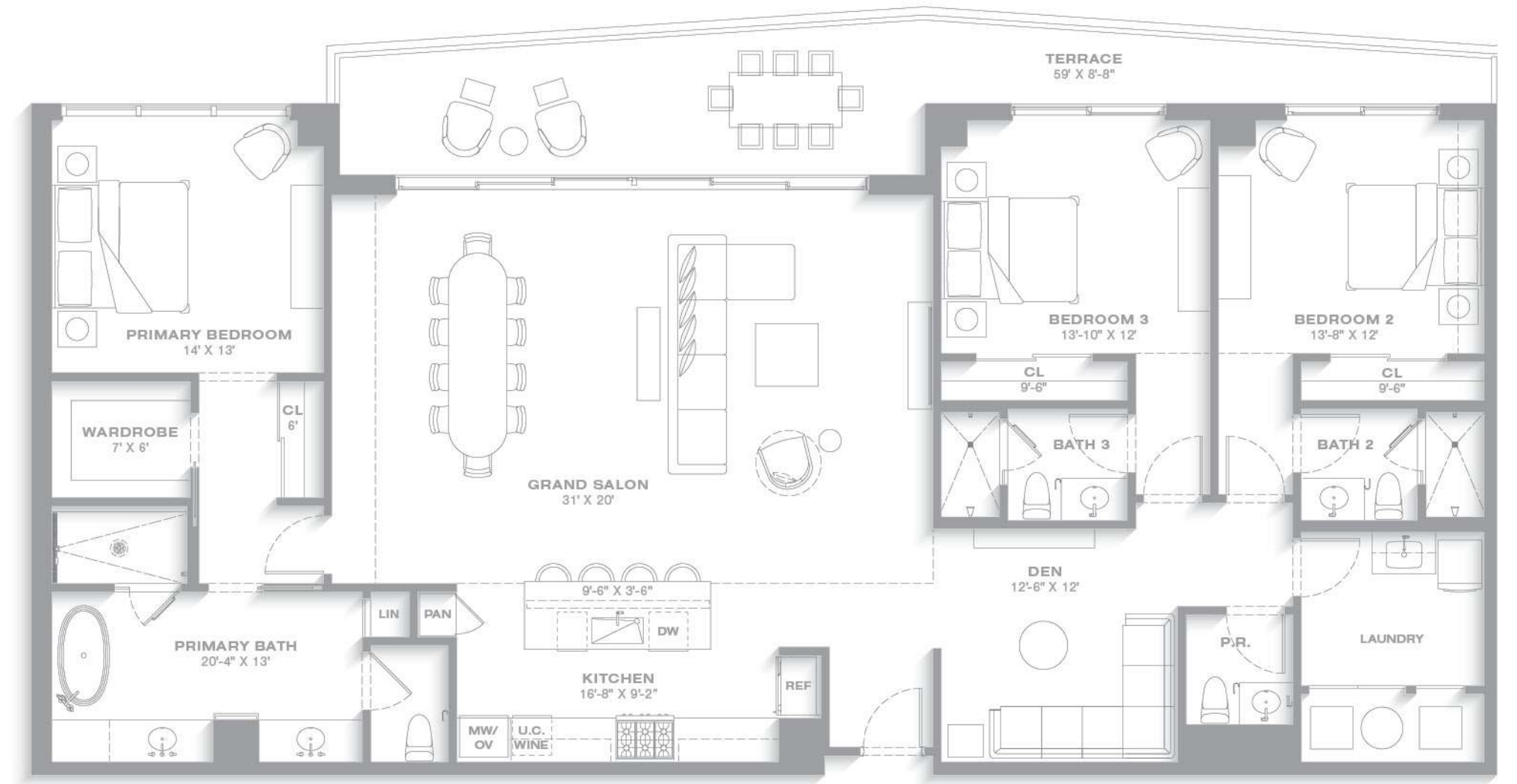
Intimate yet compelling, Terrace 403 opens from every room through floor-to-ceiling glass doors to a private terrace nearly 50 feet in length. Separated by a planter, this terrace transitions seamlessly to a second outdoor space featuring a pool terrace, spa, and lounge area. Views extend across West Palm Beach and the Intracoastal Waterway, with glimpses of the Atlantic Ocean beyond. Encompassing approximately 2,190 square feet of total living space, this residence is ideally suited as a primary home or an elegant Florida pied-à-terre, enhanced by the amenities of Nora House and just below, the vibrancy of the Nora District.



# RESIDENCE 04

3 BEDROOM | 3.5 BATHROOM + DEN / BEDROOM 4  
 INTERIOR: 2,435 SQ. FT. | TERRACE: 350 SQ. FT.  
 TOTAL LIVING AREA: 2,785 SQ. FT.  
 VIEW: FACES NORTH

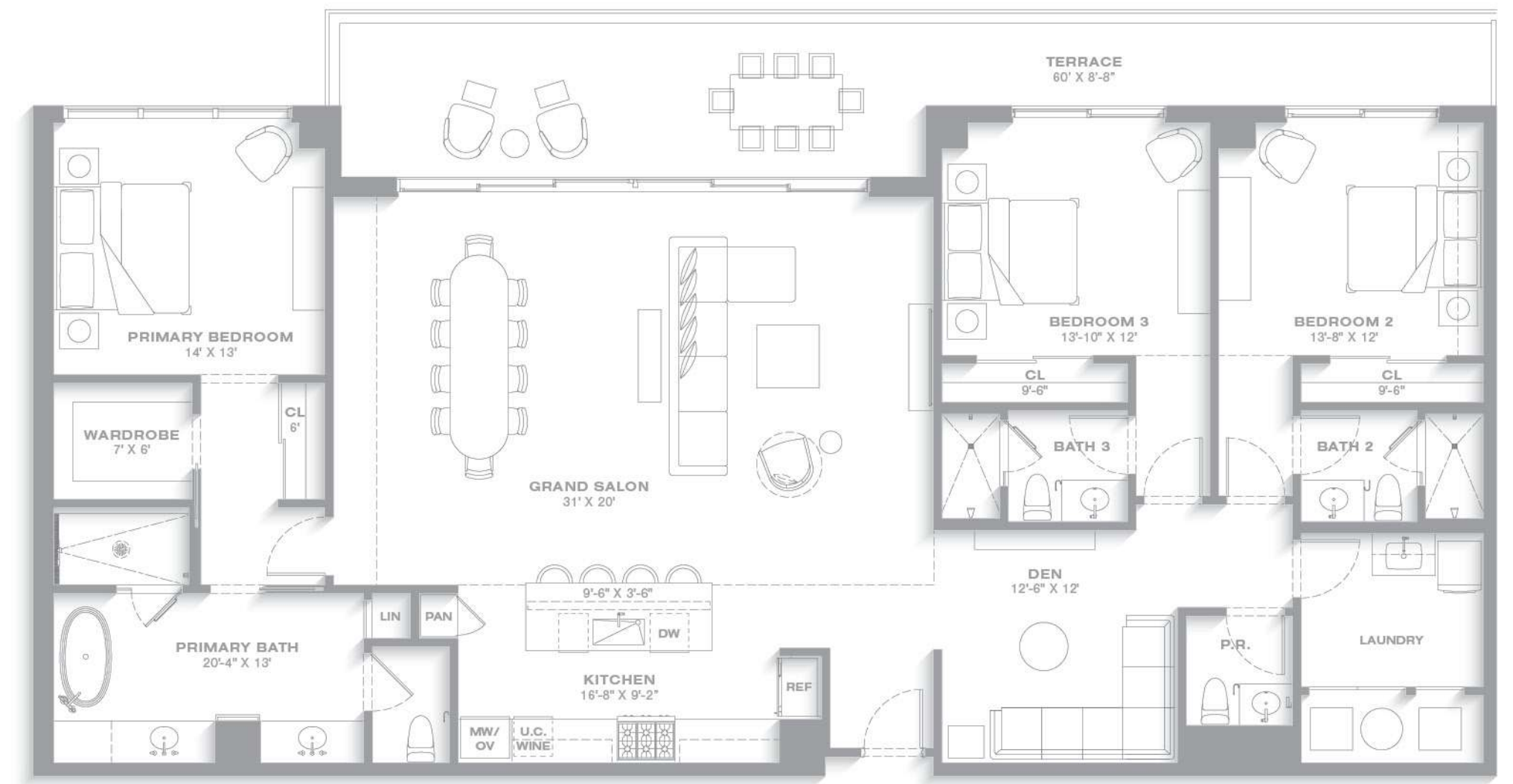
First impressions are defined by sweeping views – every bedroom and the grand salon look out to the Intracoastal Waterway and the Atlantic Ocean. Floor-to-ceiling glass throughout, with most rooms opening to an impressive terrace nearly 350 square feet in length, enhances the connection to the outdoors. This unique and spacious floor plan features three bedroom suites, complemented by a cozy den that expands the main living area. The primary suite offers a deep soaking tub and a separate rain shower appointed with Kallista fixtures. In total, the residence encompasses 2,785 square feet of living space.



# TERRACE 404

3 BEDROOM | 3.5 BATHROOM + DEN  
 INTERIOR: 2,435 SQ. FT. | TERRACE: 410 SQ. FT.  
 TOTAL LIVING AREA: 2,845 SQ. FT.  
 VIEW: FACES NORTH

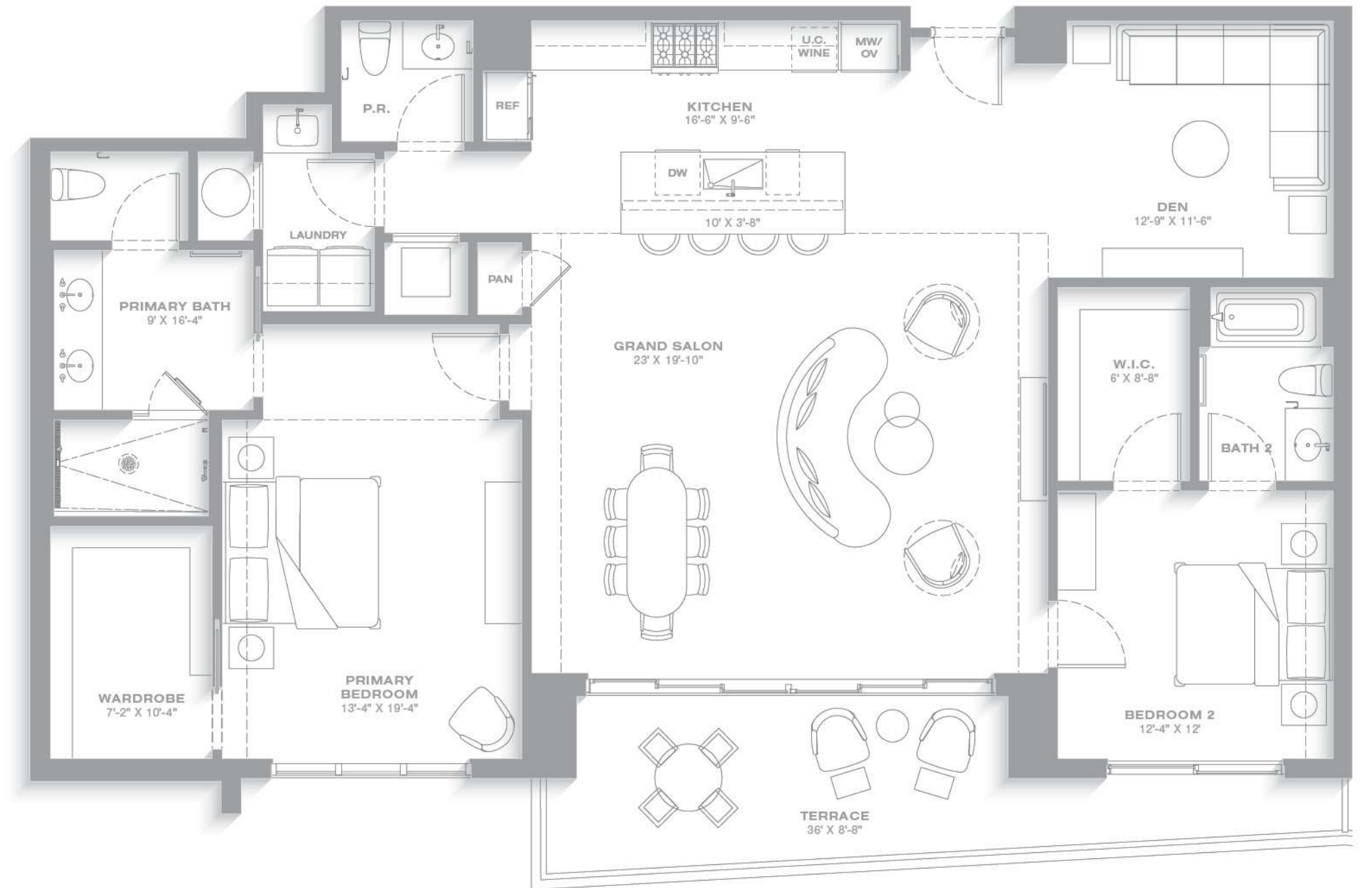
First impressions are defined by sweeping views, with the grand salon and every bedroom overlooking the Intracoastal Waterway and the Atlantic Ocean. Floor-to-ceiling glass throughout, with most rooms opening to a terrace nearly 60 feet in length, enhances the connection to the outdoors. This unique and generously scaled floor plan features three bedroom suites, complemented by a cozy den that expands the main living area. The primary suite is particularly refined, offering a deep soaking tub and a separate rain shower appointed with Kallista fixtures. In total, the residence encompasses just under 2,435 square feet of living space.



# RESIDENCE 05

2 BEDROOM | 2.5 BATHROOM + DEN  
 INTERIOR: 1,840 SQ. FT. | TERRACE: 216 SQ. FT.  
 TOTAL LIVING AREA: 2,056 SQ. FT.  
 VIEW: FACES SOUTH

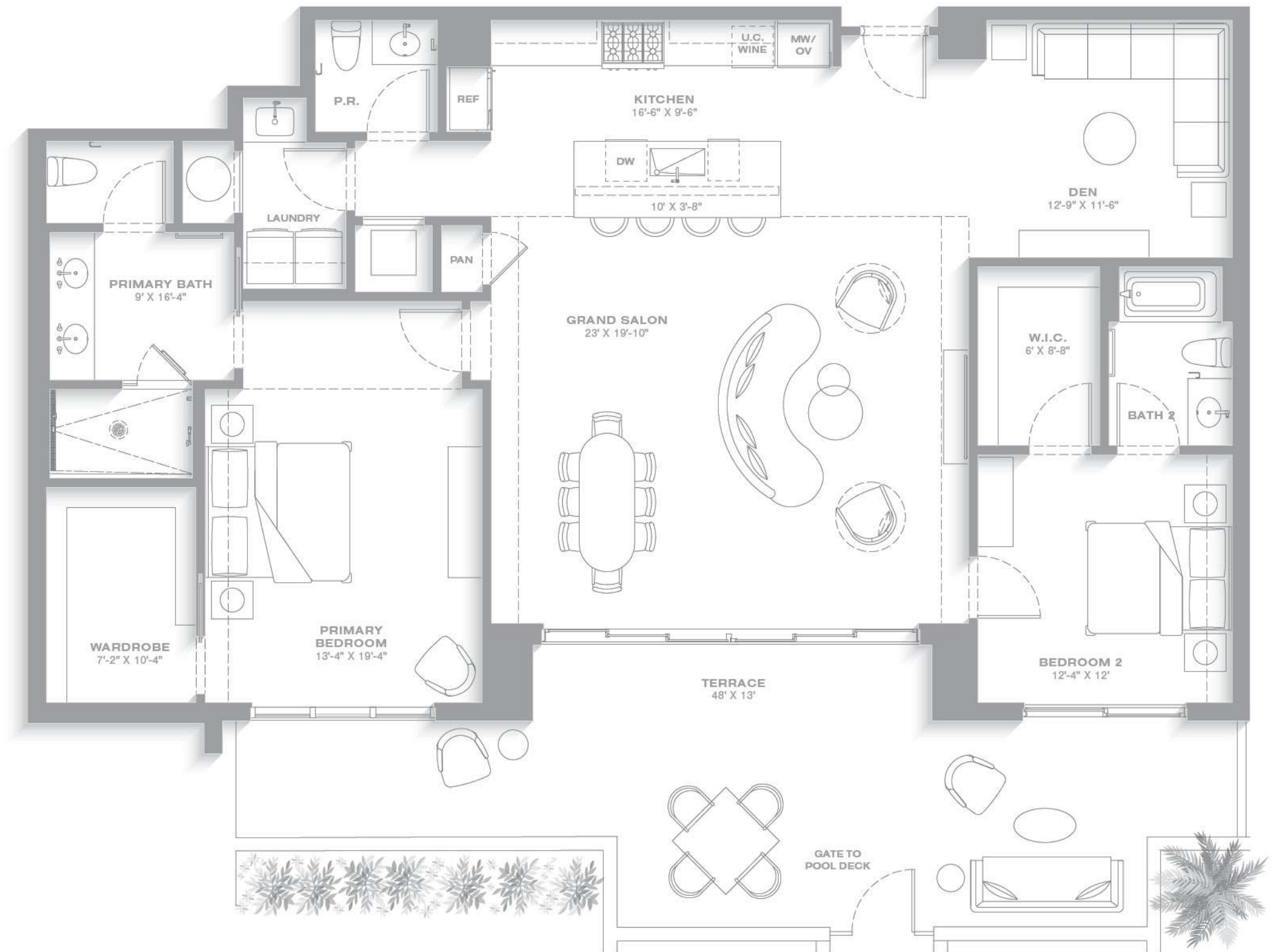
At over 1,840 square feet of total living space, Residence 05 enjoys views across the pool terrace to the Intracoastal Waterway and, beyond, the Atlantic Ocean. Well suited for full-time living or seasonal residency, the floor plan provides both comfort and flexibility. A den, ideal for use as a home office, further enhances the residence's versatility. Standard finishes are exceptional, featuring Wolf, Sub-Zero, and Miele appliances, along with Kallista bath appointments. Personalization is supported by a curated selection of premium wood and stone finishes.



# TERRACE 405

2 BEDROOM | 2.5 BATHROOM + DEN  
 INTERIOR: 1,840 SQ. FT. | TERRACE: 455 SQ. FT.  
 TOTAL LIVING AREA: 2,295 SQ. FT.  
 VIEW: FACES SOUTH

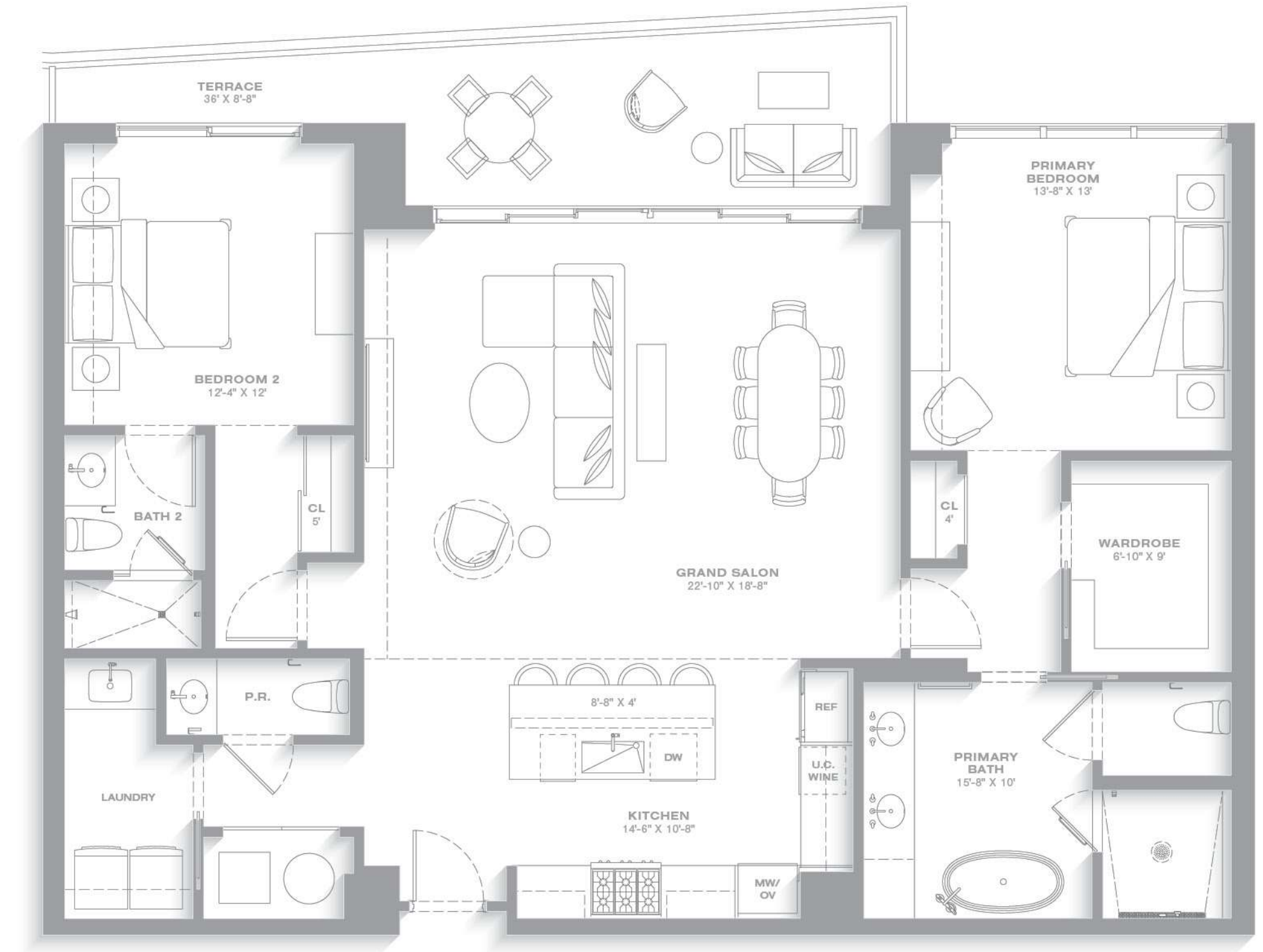
Offering 1,840 square feet of total living space, Terrace 405 provides generous flexibility for full-time living or seasonal residency. A versatile den, well suited for use as a home office, enhances the functionality of the floor plan. The highlight of the residence is the expansive private terrace, opening directly to a pool, spa, and lounge areas. Full-height glass walls throughout create a dramatic and inviting indoor-outdoor connection, defining this exceptional two-bedroom layout. Standard finishes are of the highest quality, featuring Wolf, Sub-Zero, and Miele appliances, along with Kallista bath appointments. Opportunities for personalization are further enhanced by a curated selection of premium wood and stone finishes.



# RESIDENCE 06

2 BEDROOM | 2.5 BATHROOM  
 INTERIOR: 1,655 SQ. FT. | TERRACE: 217 SQ. FT.  
 TOTAL LIVING AREA: 1,872 SQ. FT.  
 VIEW: FACES NORTH

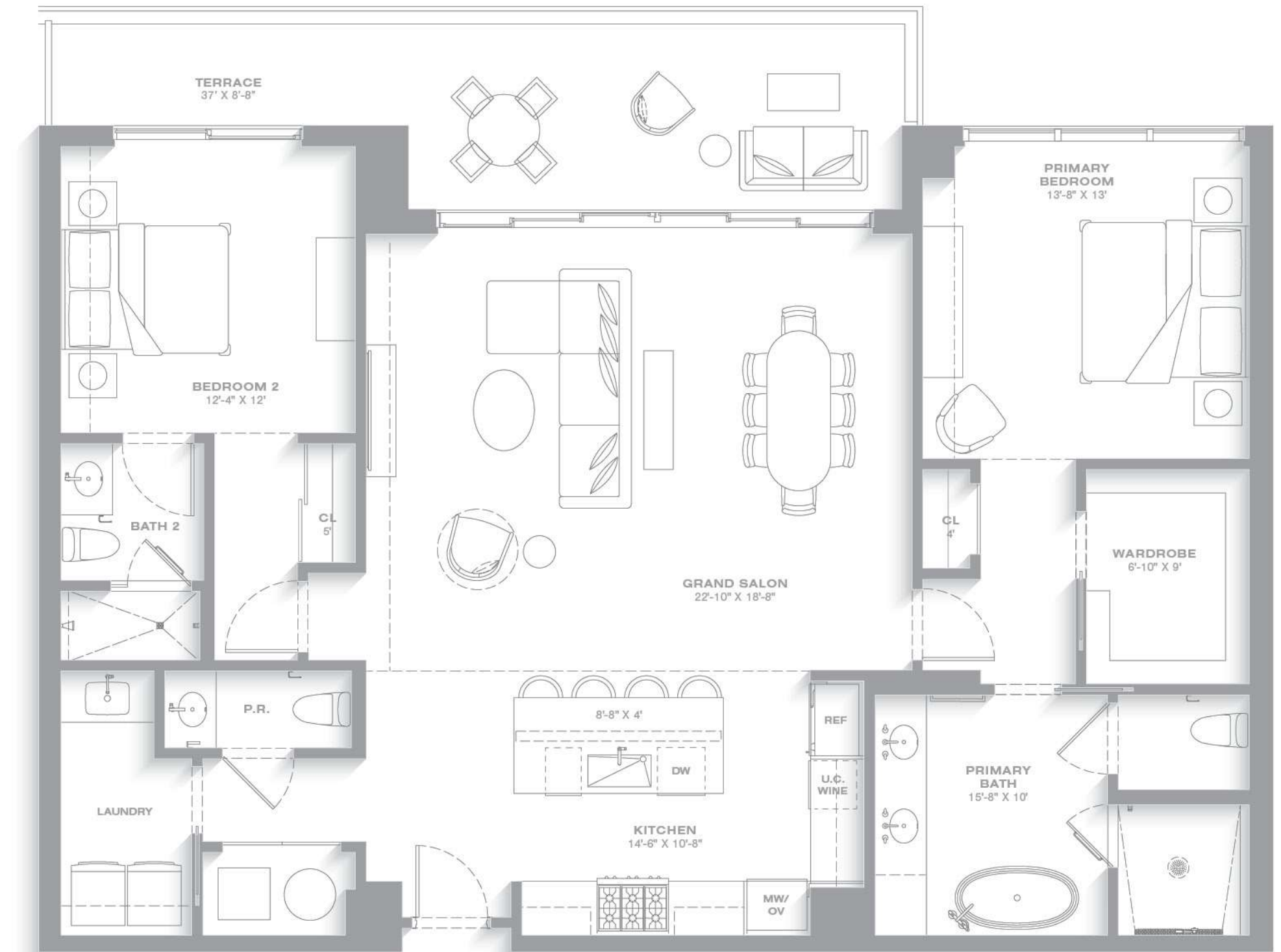
This comfortable residence is thoughtfully organized around the kitchen, dining area, and living room, all of which open directly to the terrace. A spacious primary suite features a deep soaking tub and a separate rain shower appointed with Kallista fixtures. Just shy of 1,655 square feet, this residence enjoys westward exposures with glowing sunset views. From the terrace, northeast Intracoastal Waterway vistas extend toward Singer Island, complementing this enviable home at the heart of the Nora District.



# TERRACE 406

2 BEDROOM | 2.5 BATHROOM  
 INTERIOR: 1,655 SQ. FT. | TERRACE: 255 SQ. FT.  
 TOTAL LIVING AREA: 1,910 SQ. FT.  
 VIEW: FACES NORTH

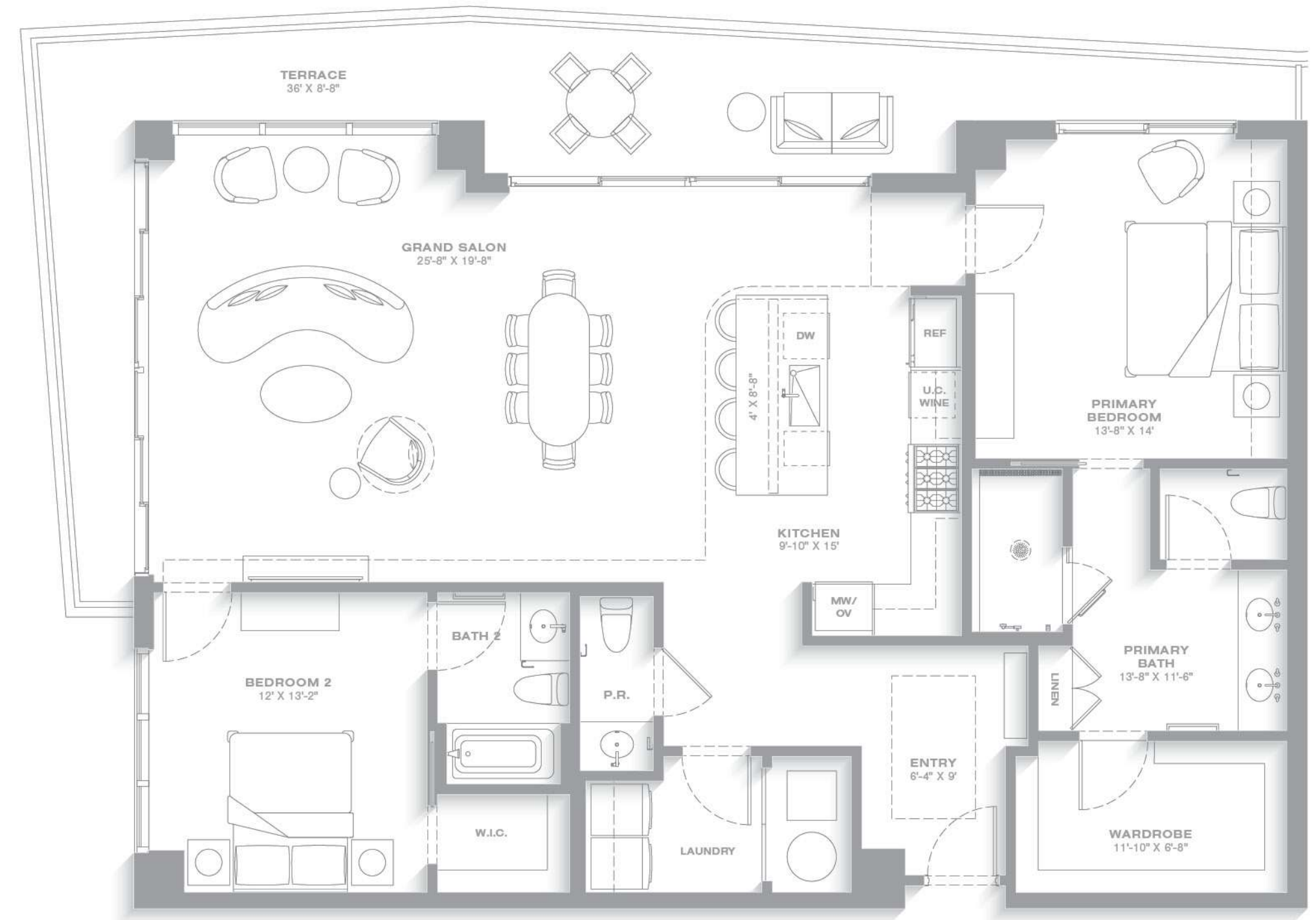
This comfortable residence is thoughtfully centered around the kitchen, dining area, and living room, all of which open directly to the terrace. A spacious primary suite features a deep soaking tub and a separate rain shower appointed with Kallista fixtures. Standard finishes throughout the chef's kitchen are exceptional, including Wolf, Sub-Zero, and Miele appliances, complemented by Kallista bath appointments. Personalization is supported by a curated selection of premium wood and stone finishes. Encompassing approximately 1,910 square feet of total living space, the residence enjoys views of the Intracoastal Waterway and Singer Island. Completing the experience are the amenities of Nora House and the vibrancy of the Nora District, offering a dynamic and refined lifestyle.



# RESIDENCE 07

2 BEDROOM | 2.5 BATHROOM  
 INTERIOR: 1,695 SQ. FT. | TERRACE: 365 SQ. FT.  
 TOTAL LIVING AREA: 2,060 SQ. FT.  
 VIEW: FACES NORTH/WEST

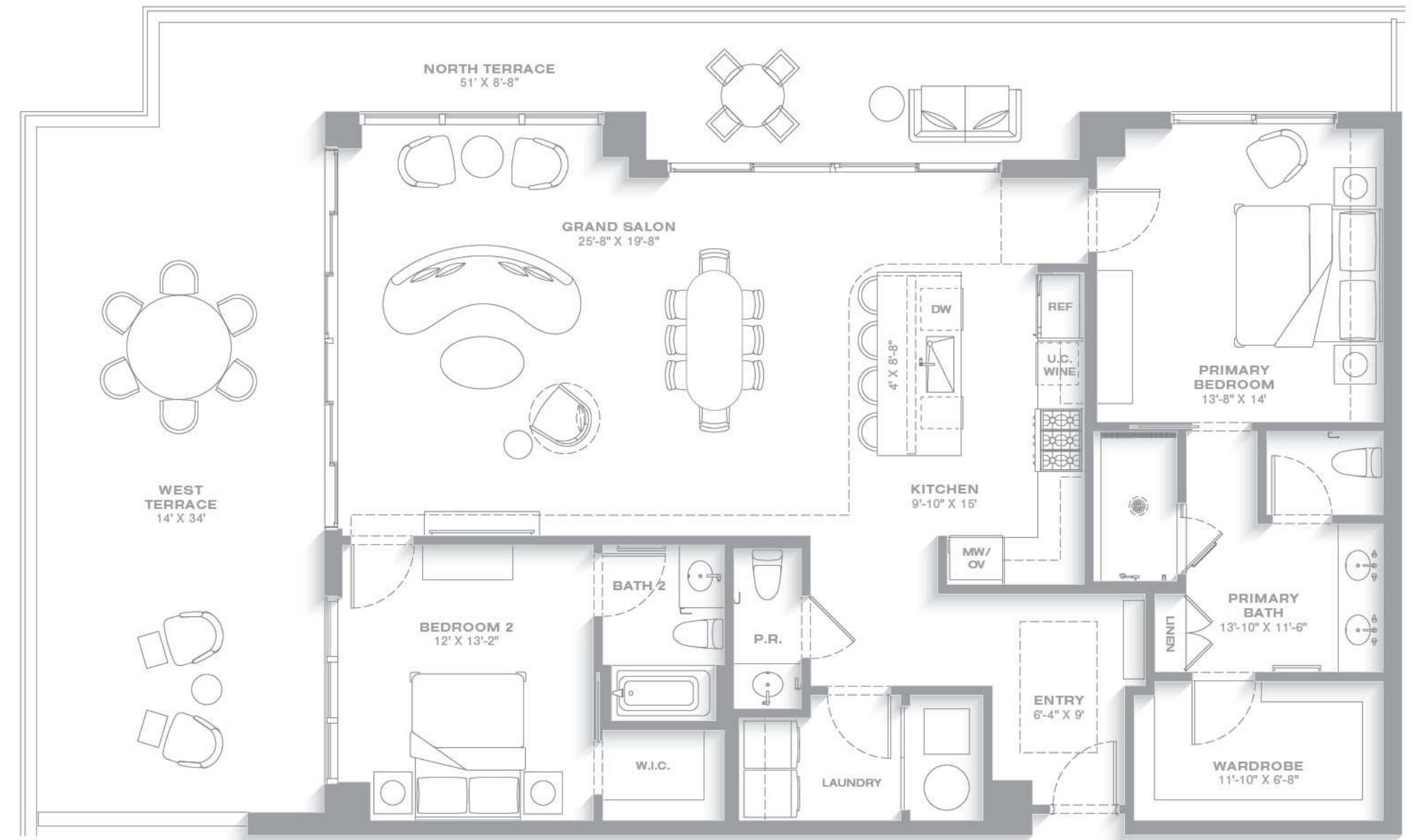
This highly desirable corner residence features a wraparound terrace of approximately 365 square feet. The grand salon is both dramatic and inviting, framed by floor-to-ceiling window walls that open to a sunlit West Palm Beach panorama. Northern views extend across the Intracoastal Waterway to Singer Island, while western exposures capture striking sunsets. With nearly 1,695 square feet of interior space, this two-bedroom floor plan offers comfortable living for both seasonal and year-round residents.



# TERRACE 407

2 BEDROOM | 2.5 BATHROOM  
 INTERIOR: 1,695 SQ. FT. | TERRACE: 830 SQ. FT.  
 TOTAL LIVING AREA: 2,525 SQ. FT.  
 VIEW: FACES NORTH/WEST

This highly desirable corner residence features an expansive wraparound terrace of approximately 830 square feet. The grand salon is generously scaled, framed by floor-to-ceiling window walls that open to a sunlit West Palm Beach panorama. Northern views extend across the Intracoastal Waterway to Singer Island, with striking sunset vistas. With nearly 1,695 square feet of interior space, this two-bedroom floor plan offers comfortable living for both seasonal and year-round residents, complemented by the exceptional amenities of Nora House and the vibrancy of the Nora District.



# RESIDENCE 08

2 BEDROOM | 2.5 BATHROOM  
 INTERIOR: 1,465 SQ. FT. | TERRACE: 250 SQ. FT.  
 TOTAL LIVING AREA: 1,715 SQ. FT.  
 VIEW: FACES WEST

Ideal as an efficient primary residence or an elegant pied-à-terre, this well-appointed two-bedroom home is thoughtfully designed for comfortable living. The grand salon lives up to its name, opening to a terrace with expansive westward views and magnificent sunsets. Both the salon and the primary bedroom suite enjoy direct access to the terrace. This residence offers a refined lifestyle complemented by the many Nora House amenities and the vibrancy of Palm Beach living.



# RESIDENCE 09

3 BEDROOM | 3.5 BATHROOM + DEN / BEDROOM 4  
 INTERIOR: 2,645 SQ. FT. | TERRACE: 590 SQ. FT.  
 TOTAL LIVING AREA: 3,235 SQ. FT.  
 VIEW: FACES WEST/EAST

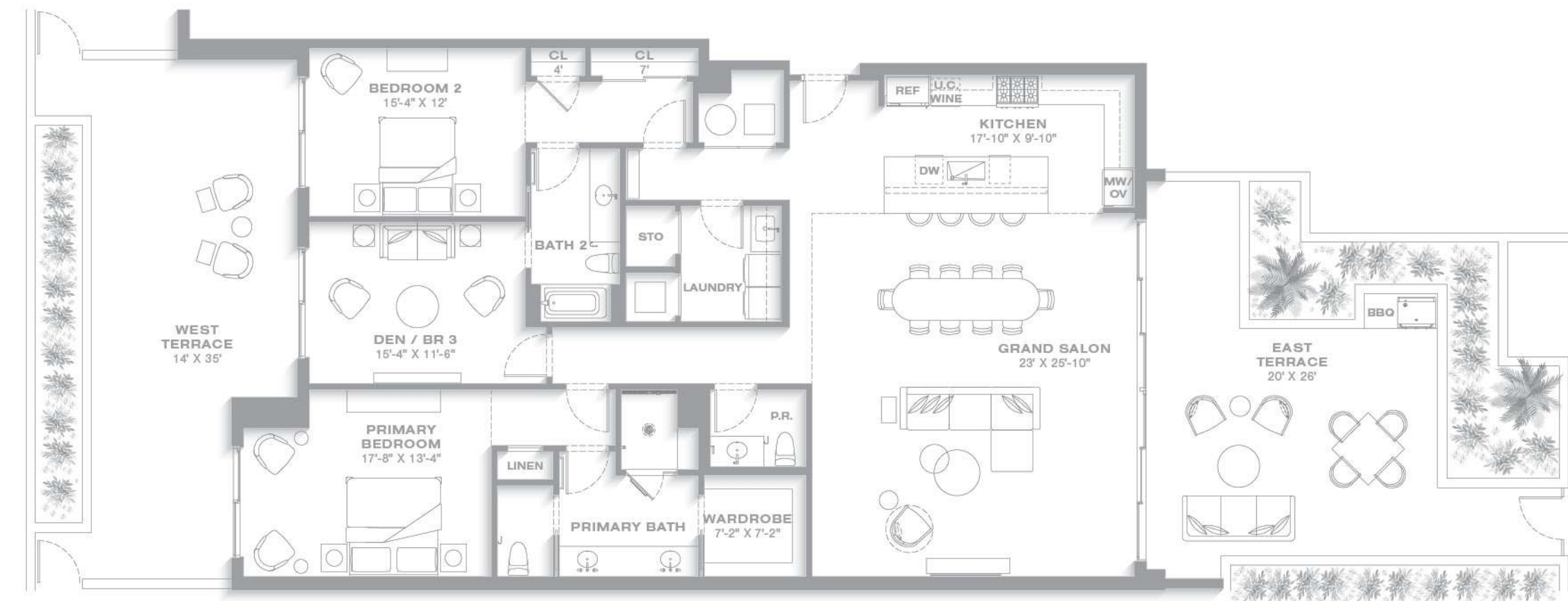
As expansive as it is exceptional, this residence is one of only two through-floor plans at Nora House. The grand salon lives up to its name, featuring a full-height window wall that opens to a terrace overlooking the tropical pool terrace and extending views to the Intracoastal Waterway and the Atlantic Ocean beyond. Three ensuite bedrooms each open to the private terrace and enjoys sunset views. The primary suite offers a deep soaking tub and a waterfall shower, appointed throughout with Kallista fixtures. A versatile den—ideal as a fourth bedroom with a shared bath—completes this spacious plan.



# TERRACE 409

2 BEDROOM | 2.5 BATHROOM + DEN / BEDROOM 3  
 INTERIOR: 2,340 SQ. FT. | TERRACE: 985 SQ. FT.  
 TOTAL LIVING AREA: 3,325 SQ. FT.  
 VIEW: FACES EAST/WEST

As expansive as it is exceptional, this residence is one of only two through-floor plans at Nora House. The grand salon lives up to its name, defined by a full-height window wall that opens to a spectacular primary terrace, which in turn connects to a second terrace featuring a pool and spa. Together, these outdoor spaces frame dramatic views of the Intracoastal Waterway and the Atlantic Ocean. The main terrace is further enhanced by an outdoor BBQ grill and a high-privacy hedge. Each bedroom opens directly to the private terrace and enjoys sunset views. The primary suite is especially refined, offering a deep soaking tub and a waterfall shower with Kallista fixtures throughout. A versatile den—ideal as a third bedroom with a shared bath—completes this remarkable residence, encompassing approximately 3,325 square feet of total living space.



# RESIDENCE 10

3 BEDROOM | 3.5 BATHROOM + DEN / BEDROOM 4  
 INTERIOR: 2,645 SQ. FT. | TERRACE: 590 SQ. FT.  
 TOTAL LIVING AREA: 3,235 SQ. FT.  
 VIEW: FACES WEST/EAST

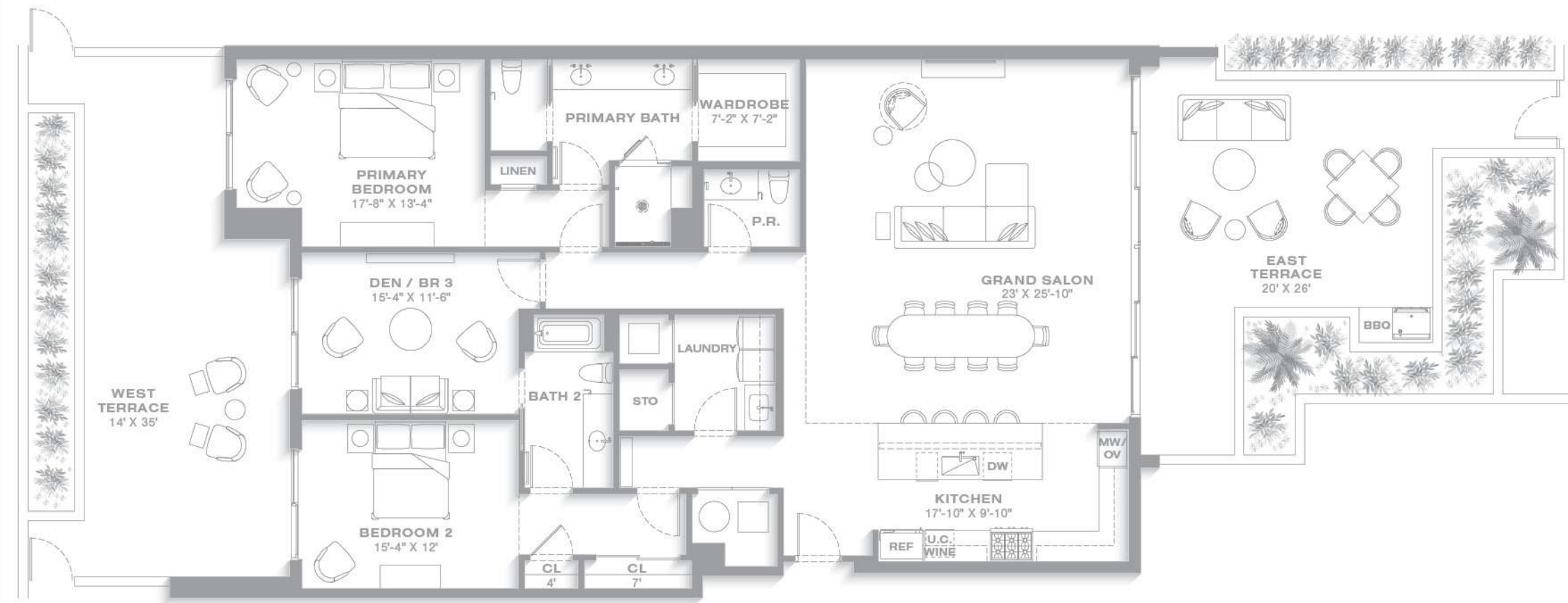
As expansive as it is exceptional, this residence is one of only two through-floor plans at Nora House. The grand salon lives up to its name, defined by a full-height window wall that opens to a terrace overlooking the tropical pool terrace, with views extending to the Intracoastal Waterway and the Atlantic Ocean beyond. Three ensuite bedrooms each open directly to the private terrace and enjoy sunset exposures. The primary suite is particularly refined, featuring a deep soaking tub and a waterfall shower with Kallista fixtures throughout. A versatile den—ideal as a fourth bedroom with a shared bath—completes this spacious residence.



# TERRACE 10

2 BEDROOM | 2.5 BATHROOM + DEN / BEDROOM 3  
 INTERIOR: 2,340 SQ. FT. | TERRACE: 985 SQ. FT.  
 TOTAL LIVING AREA: 3,325 SQ. FT.  
 VIEW: FACES EAST/WEST

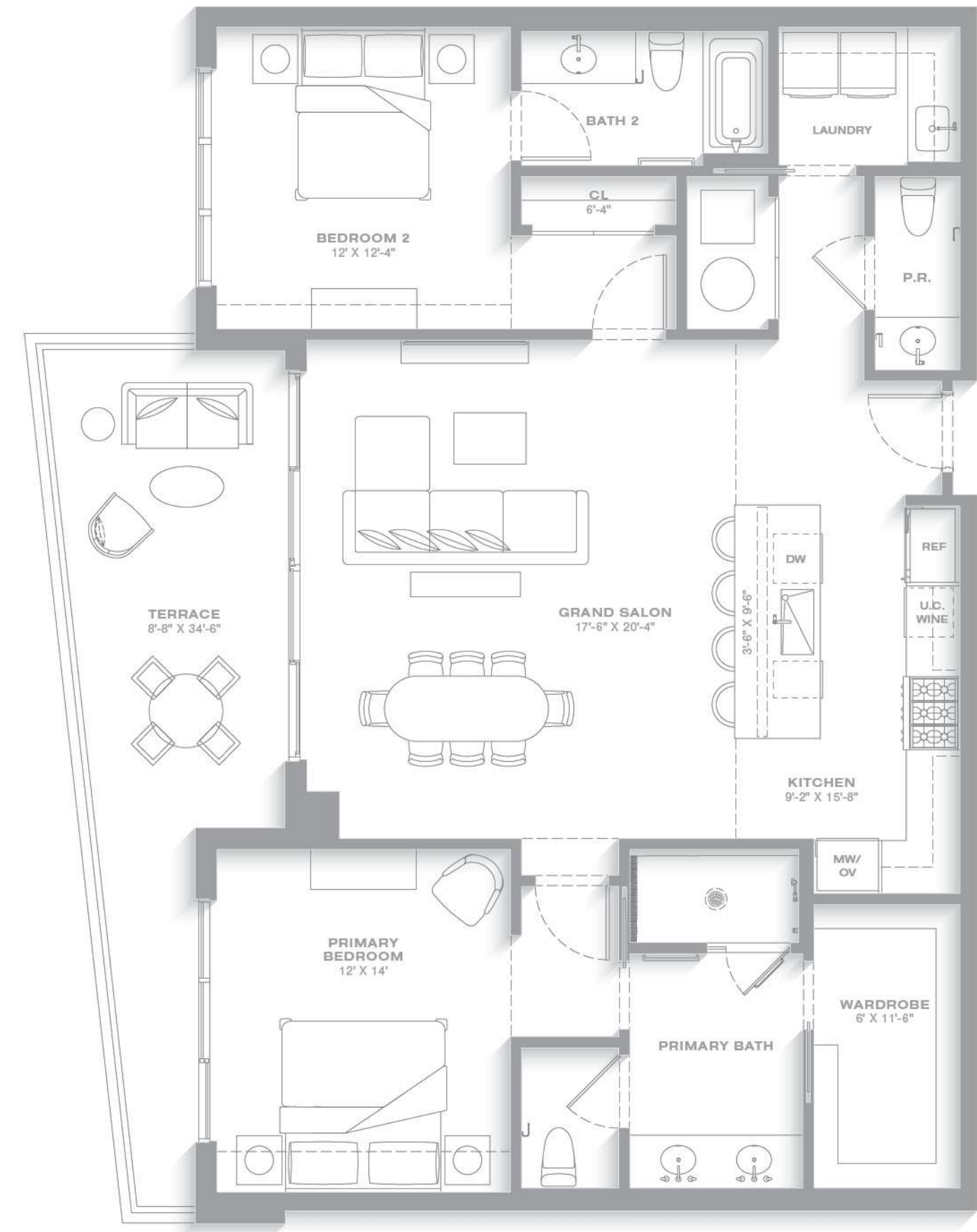
As expansive as it is exceptional, this residence is one of only two through-floor plans at Nora House. The grand salon lives up to its name, defined by a full-height window wall opening to a spectacular primary terrace, which flows seamlessly to a second terrace featuring a pool and spa. Together, these outdoor spaces frame dramatic views of the Intracoastal Waterway and the Atlantic Ocean. The main terrace is further enhanced by an outdoor BBQ grill and a tall-privacy hedge. Both ensuite bedrooms each open directly to the private terrace and enjoy sunset views. The primary suite is especially refined, featuring a deep soaking tub and a waterfall shower appointed throughout with Kallista fixtures. A versatile den—ideal as a third bedroom with a shared bath—completes this remarkable residence, offering approximately 3,325 square feet of total living space.



# RESIDENCE 11

2 BEDROOM | 2.5 BATHROOM  
 INTERIOR: 1,465 SQ. FT. | TERRACE: 250 SQ. FT.  
 TOTAL LIVING AREA: 1,715 SQ. FT.  
 VIEW: FACES WEST

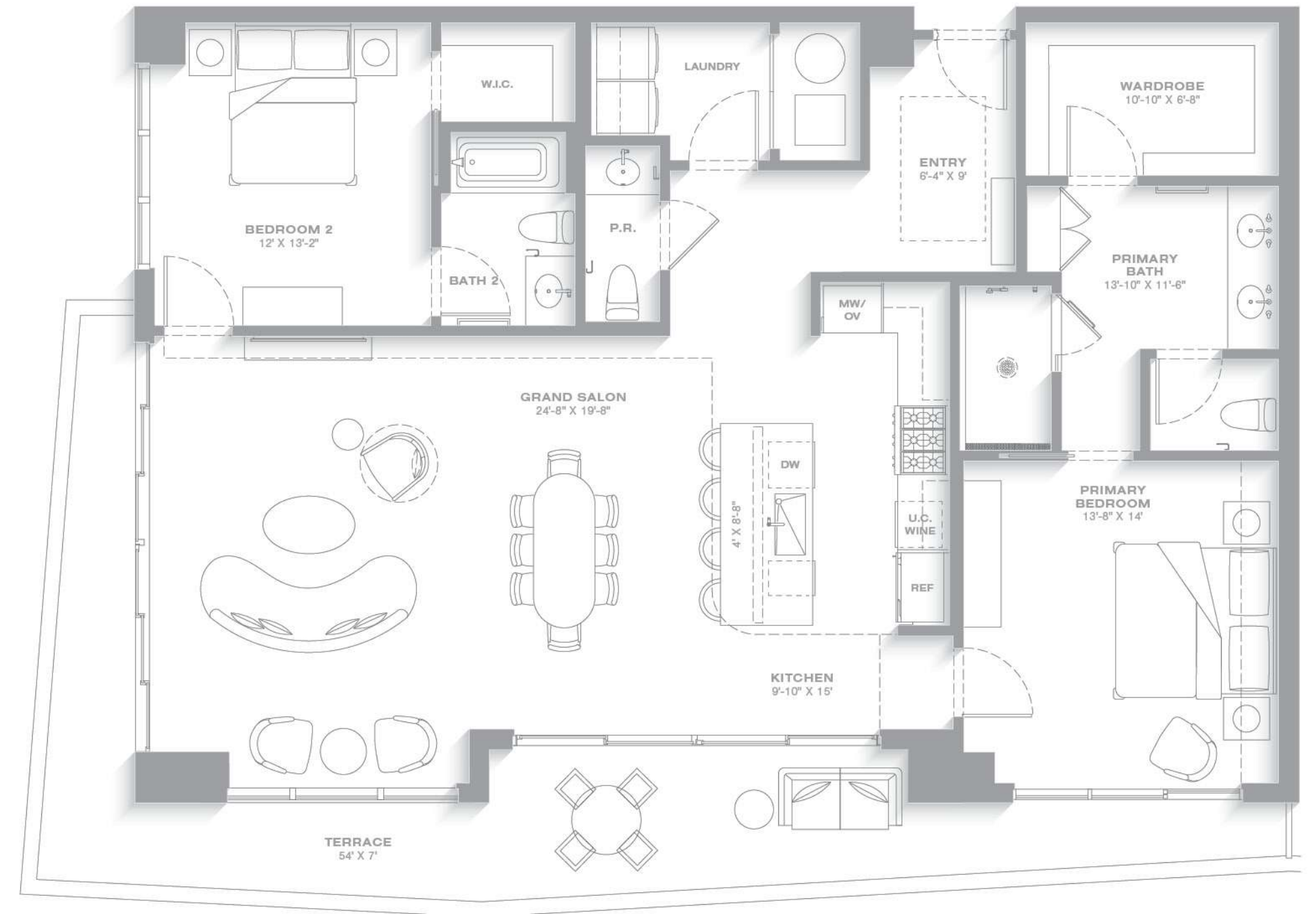
Ideal as an efficient primary residence or a sunny West Palm Beach pied-à-terre, this well-appointed two-bedroom home is thoughtfully designed for comfortable living. The salon opens to a generous terrace with expansive westward views and magnificent sunsets. The primary suite also enjoys direct access to the terrace and features a bath appointed with a Kallista rain shower and a walk-in wardrobe. With total living space of 1,715 square feet, this residence offers a refined lifestyle complemented by the many Nora House amenities and the vibrancy of Palm Beach living.



# RESIDENCE 12

2 BEDROOM | 2.5 BATHROOM  
 INTERIOR: 1,665 SQ. FT. | TERRACE: 355 SQ. FT.  
 TOTAL LIVING AREA: 2,020 SQ. FT.  
 VIEW: FACES WEST/SOUTH

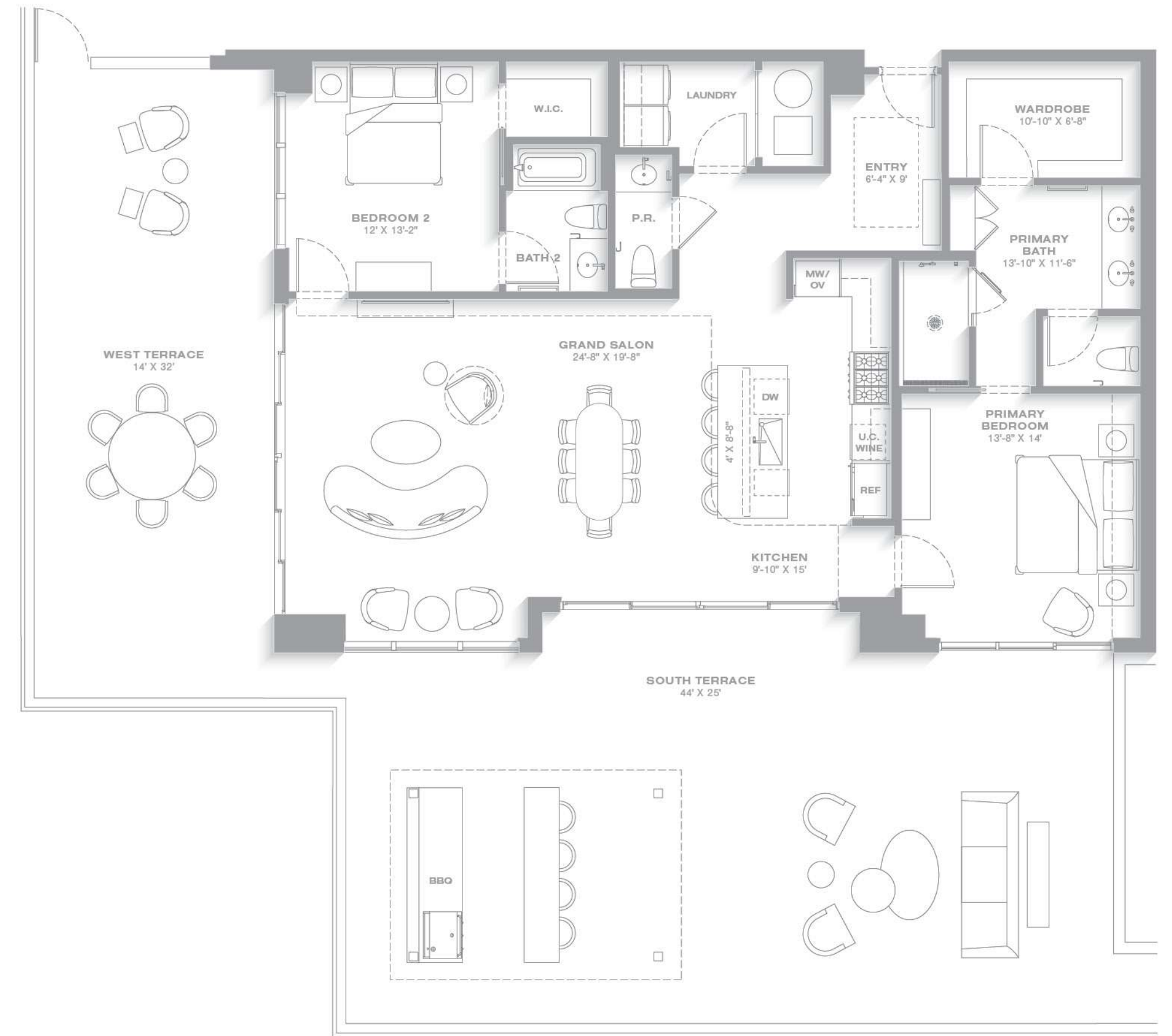
This highly desirable corner residence features a wraparound terrace of approximately 355 square feet. The expansive salon is framed by floor-to-ceiling window walls that open to a sunlit West Palm Beach panorama. Views extend across the Nora District to the West Palm skyline, continuing to the Intracoastal Waterway and Palm Beach beyond. At 1,665 square feet, this two-bedroom floor plan offers comfortable living for both seasonal and year-round residents, enhanced by the many amenities of Nora House and the vibrant lifestyle of the Nora District.



# TERRACE 412

2 BEDROOM | 2.5 BATHROOM  
 INTERIOR: 1,665 SQ. FT. | TERRACE: 1,575 SQ. FT.  
 TOTAL LIVING AREA: 3,240 SQ. FT.  
 VIEW: FACES WEST/SOUTH

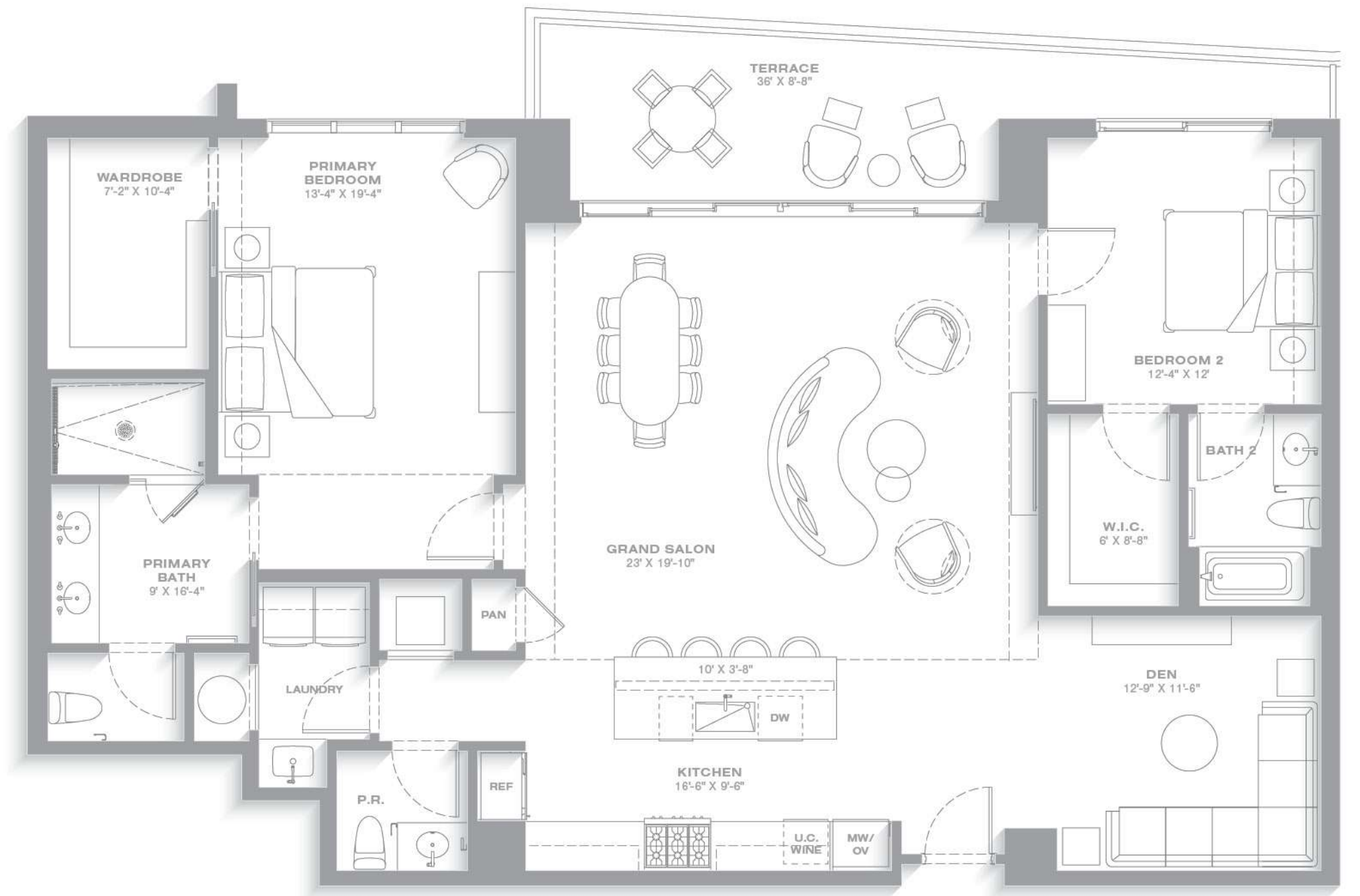
This highly desirable corner residence features an expansive wraparound terrace of nearly 1,600 square feet. The grand salon is generously scaled, framed by floor-to-ceiling window walls that open to a sunlit West Palm Beach panorama. Views extend across the Nora District to the West Palm skyline, continuing to the Intracoastal Waterway and Palm Beach beyond. Inside, approximately 1,665 square feet of interior space defines an exceptional two-bedroom plan that lives expansively for both seasonal and year-round residents. The experience is further enriched by the exceptional amenities of Nora House and the vibrancy of the Nora District.



# RESIDENCE 13

2 BEDROOM | 2.5 BATHROOM + DEN  
 INTERIOR: 1,840 SQ. FT. | TERRACE: 216 SQ. FT.  
 TOTAL LIVING AREA: 2,056 SQ. FT.  
 VIEW: FACES NORTH

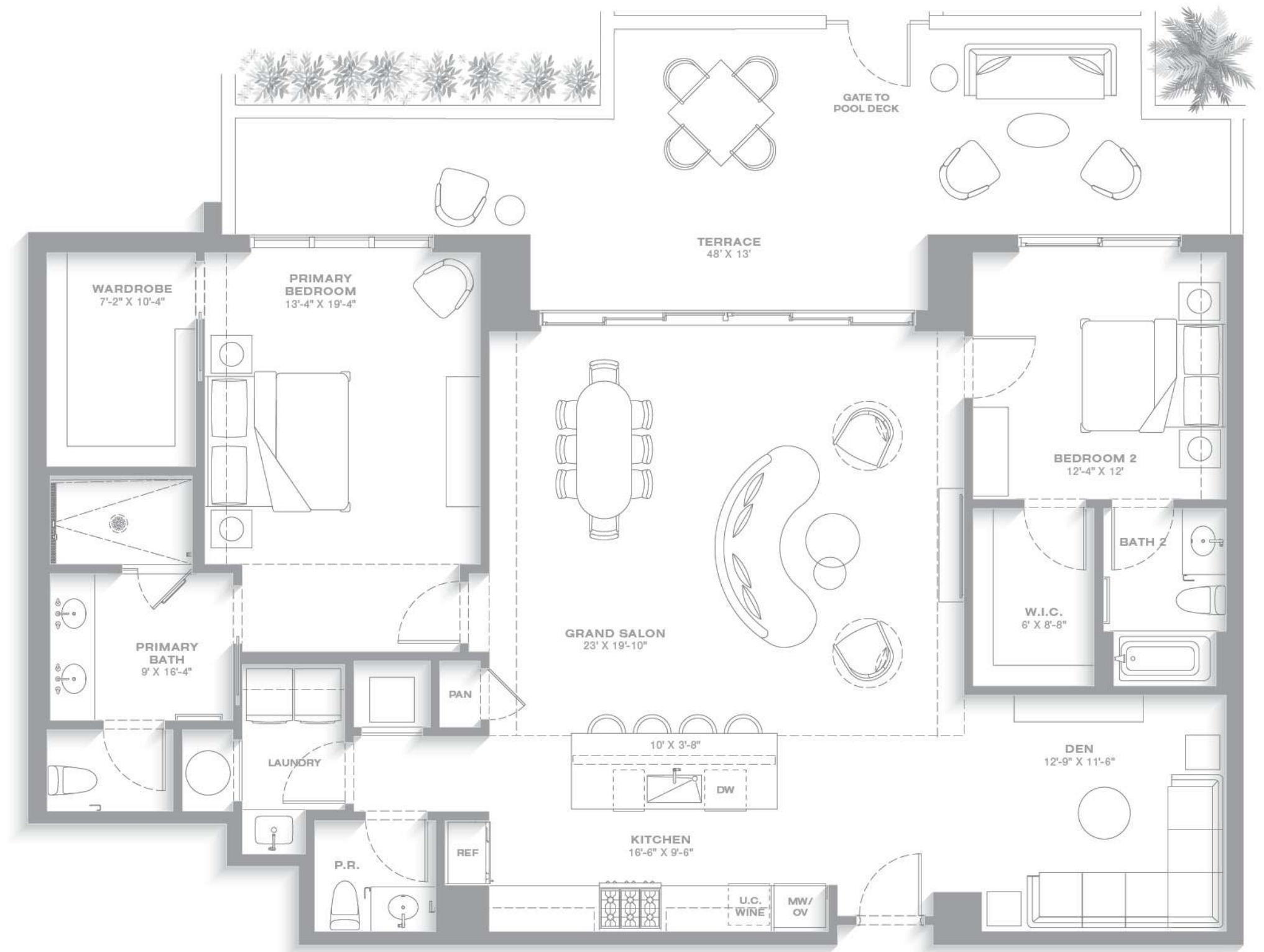
At over 2,000 square feet of total living space, Residence 13 enjoys views across the pool terrace to the Intracoastal Waterway. Well suited for full-time living or seasonal residency, the plan offers both comfort and flexibility. A den, ideal for use as a home office, further enhances the residence's versatility. Standard finishes are exceptional, featuring Wolf, Sub-Zero, and Miele appliances, along with Kallista bath appointments. Personalization is supported by a curated selection of premium wood and stone finishes.



# TERRACE 413

2 BEDROOM | 2.5 BATHROOM + DEN  
 INTERIOR: 1,840 SQ. FT. | TERRACE: 455 SQ. FT.  
 TOTAL LIVING AREA: 2,295 SQ. FT.  
 VIEW: FACES NORTH

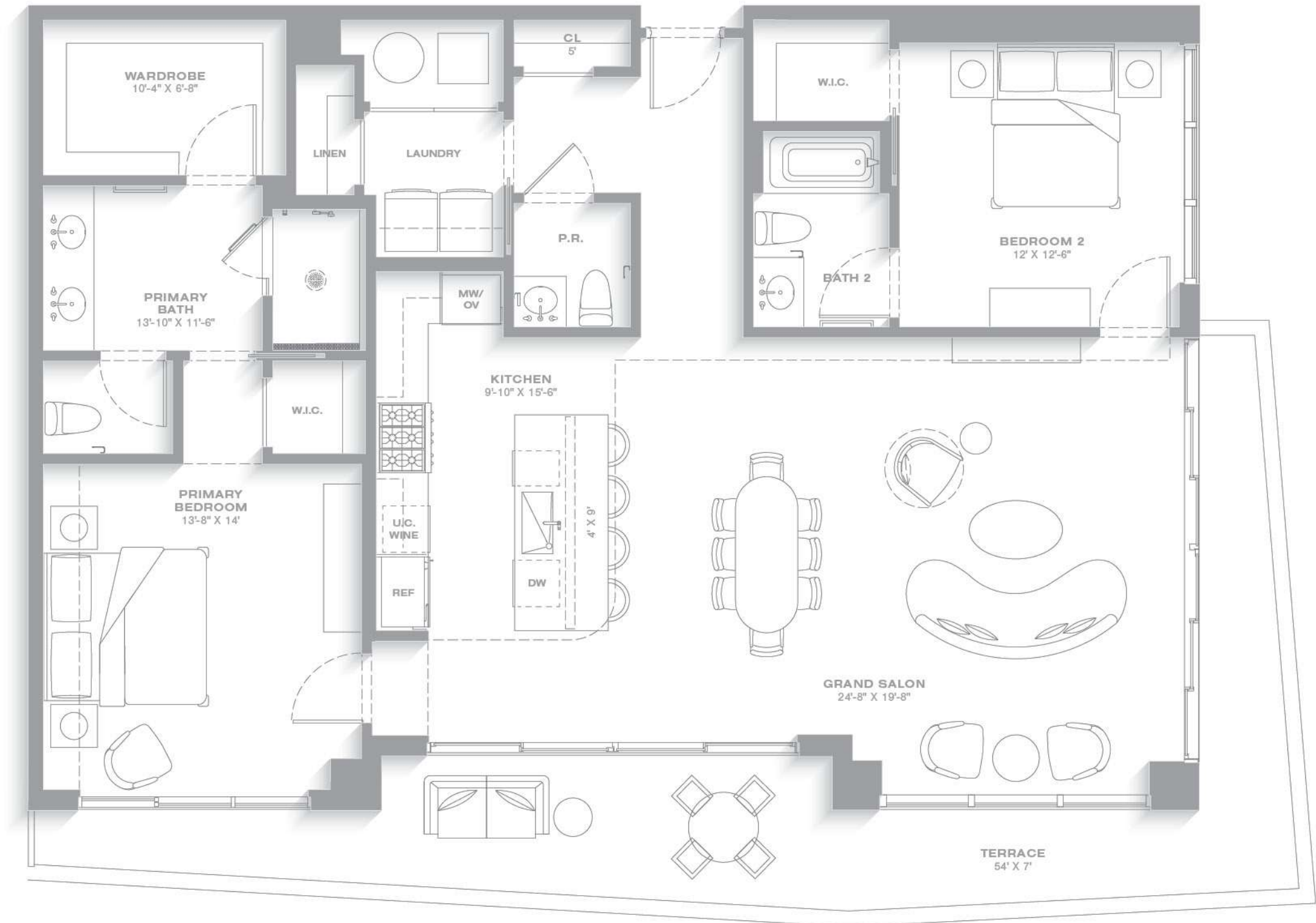
Offering nearly 2,295 square feet of total living space, including a 455-square-foot terrace that opens to the pool, spa, and additional lounge areas, Terrace 413 provides generous flexibility for full-time living or seasonal residency. A versatile den, ideal for use as a home office, further enhances the functionality of the floor plan. Standard finishes are exceptional, featuring Wolf, Sub-Zero, and Miele appliances, along with Kallista bath appointments. Personalization is supported by a curated selection of premium wood and stone finishes.



# RESIDENCE 14

2 BEDROOM | 2.5 BATHROOM  
 INTERIOR: 1,660 SQ. FT. | TERRACE: 355 SQ. FT.  
 TOTAL LIVING AREA: 2,015 SQ. FT.  
 VIEW: FACES SOUTH/EAST

A gallery entry opens to a truly grand salon, dramatically unfolding on two sides to an expansive terrace. The primary suite's full-height window wall also opens to the terrace, embracing the gracious Florida climate as it wraps the residence. Encompassing just over 2,015 square feet of total living space, this two-bedroom home stands alone in both scale and presence. Views are exceptional, spanning the Atlantic Ocean, the Intracoastal Waterway, and the sparkling skyline of West Palm Beach. Completing the experience are the incomparable amenities of Nora House and the energy of the Nora District and the greater Palm Beaches.



# TERRACE 414

2 BEDROOM | 2.5 BATHROOM  
 INTERIOR: 1,660 SQ. FT. | TERRACE: 2,515 SQ. FT.  
 TOTAL LIVING AREA: 4,175 SQ. FT.  
 VIEW: FACES SOUTH/EAST

A gallery entry opens to a truly grand salon, unfolding on two sides to a corner terrace and lawn. An outdoor BBQ grill further enhances the open-air living experience. The primary suite's full-height window wall also opens to the terrace, embracing the gracious Florida climate as it wraps nearly the entire residence. Encompassing approximately 4,175 square feet of total living space, this two-bedroom home stands apart in both scale and presence. Views are equally exceptional, spanning the Atlantic Ocean, the Intracoastal Waterway, and the sparkling skyline of West Palm Beach. Completing the experience are the incomparable amenities of Nora House and the vibrancy of the Nora District.

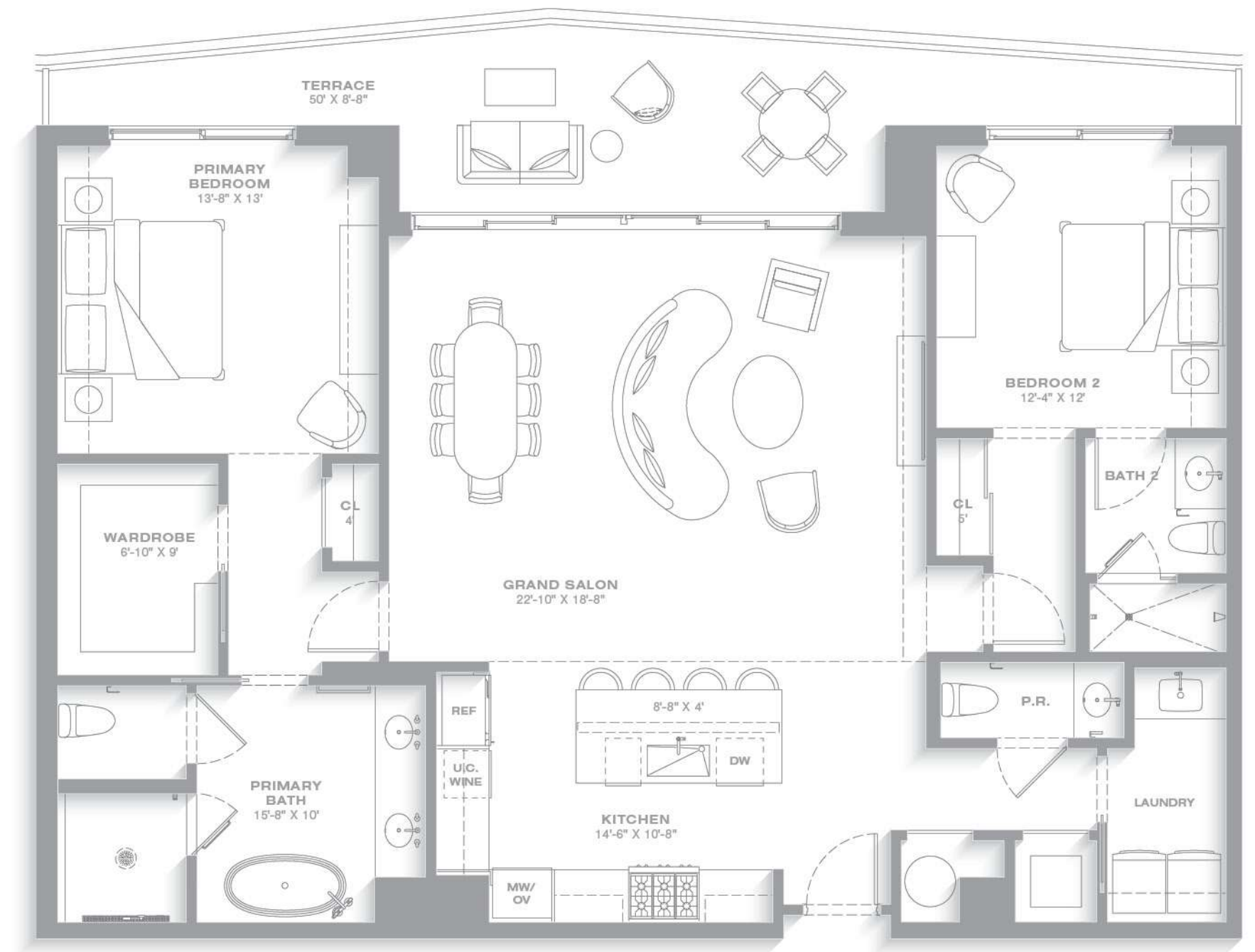


# RESIDENCE 15

2 BEDROOM | 2.5 BATHROOM  
 INTERIOR: 1,650 SQ. FT. | TERRACE: 278 SQ. FT.  
 TOTAL LIVING AREA: 1,928 SQ. FT.  
 VIEW: FACES NORTH

Ideal as an efficient primary residence or an elegant pied-à-terre, this well-appointed two-bedroom home is thoughtfully designed for comfortable living. The grand salon lives up to its name, opening to an inviting terrace with views across West Palm Beach, the Intracoastal Waterway, and glimpses of the Atlantic Ocean.

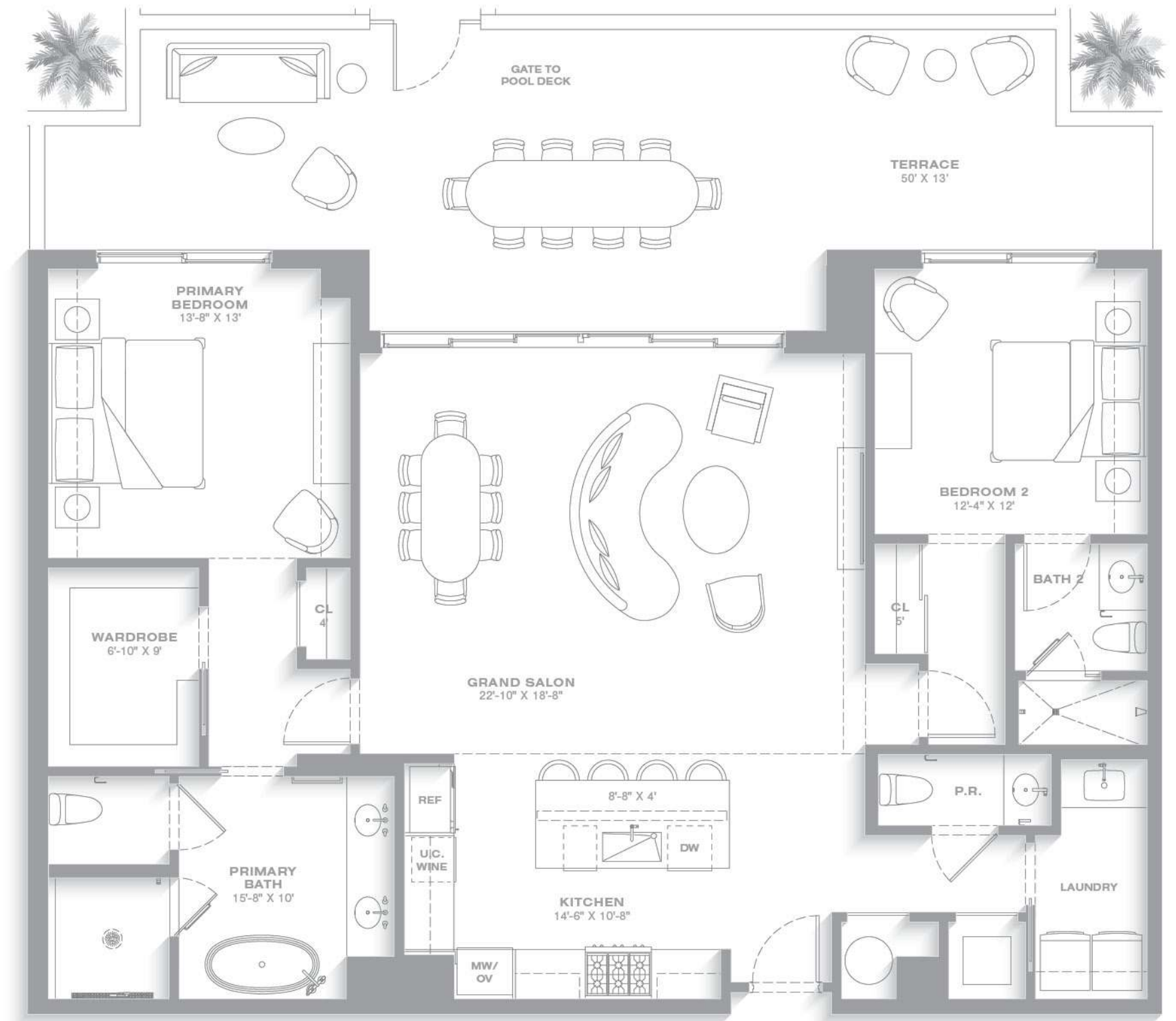
The salon and both bedroom suites enjoy direct access to the terrace. Below, one of Nora House's two pool terraces features a spa and generous lounging areas. This residence offers approximately 1,928 square feet of total living space, delivering a refined lifestyle with exceptional amenities above and below.



# TERRACE 415

2 BEDROOM | 2.5 BATHROOM  
 INTERIOR: 1,650 SQ. FT. | TERRACE: 540 SQ. FT.  
 TOTAL LIVING AREA: 2,190 SQ. FT.  
 VIEW: FACES NORTH

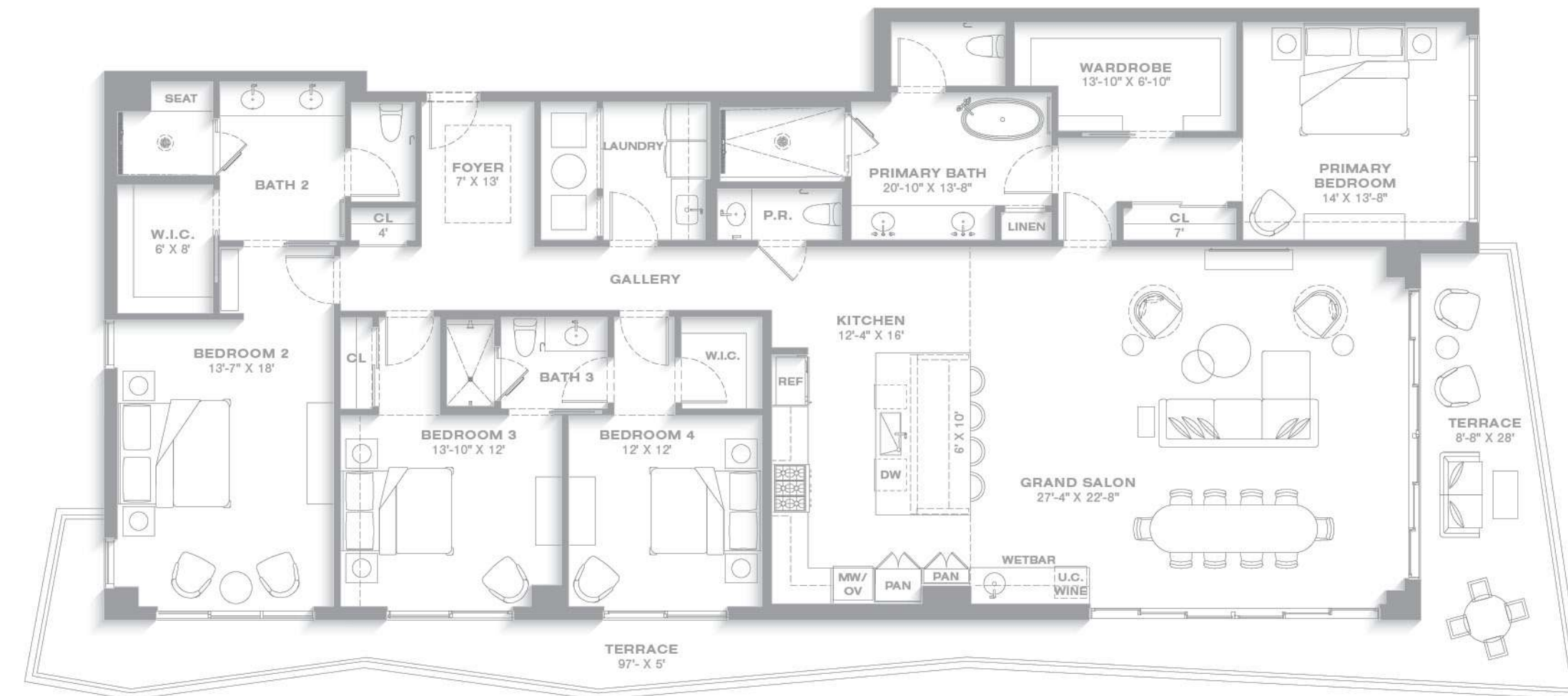
Ideal as an efficient primary residence or an elegant pied-à-terre, this well-appointed two-bedroom home is thoughtfully designed to embrace indoor-outdoor living. The grand salon lives up to its name, opening to an inviting terrace with views across West Palm Beach, the Intracoastal Waterway, and glimpses of the Atlantic Ocean. The salon and both bedroom suites enjoy direct access to the terrace, enhancing an outdoor-focused lifestyle. This comfortable residence encompasses approximately 2,190 square feet of total living space and is further distinguished by the exceptional amenities of Nora House and the vibrancy of the Nora District.



# RESIDENCE 16

4 BEDROOM | 3.5 BATHROOM  
 INTERIOR: 2,960 SQ. FT. | TERRACE: 598 SQ. FT.  
 TOTAL LIVING AREA: 3,558 SQ. FT.  
 VIEW: FACES SOUTH/EAST

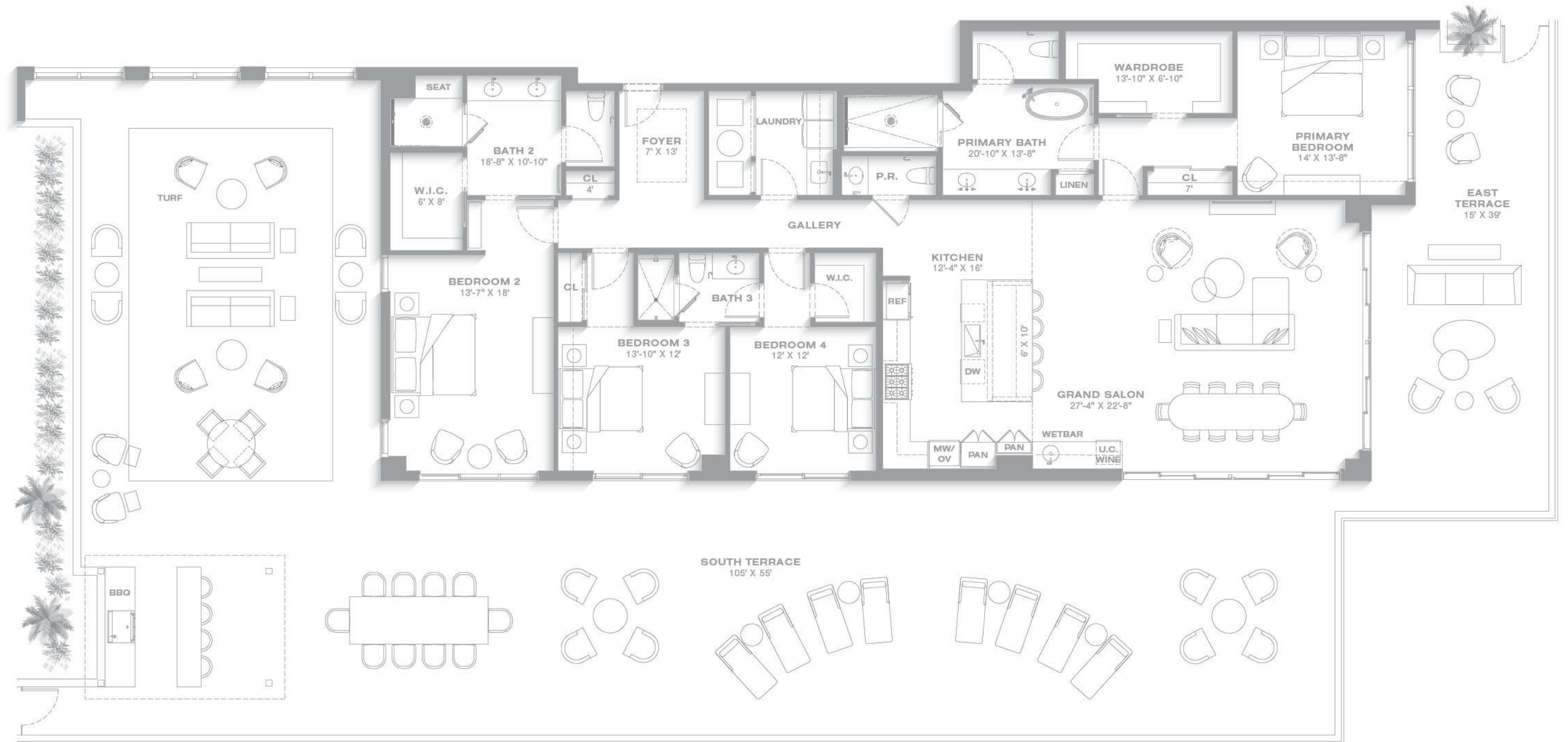
With sweeping views of the city skyline, the Intracoastal Waterway, and the Atlantic Ocean, the panorama of the Palm Beaches is a constant and ever-changing companion. Arrival begins at a gracious alcove leading to a long gallery, opening to an expansive entertaining space featuring a wet bar and chef's kitchen. Grand in both scale and design, Residence 16 is the largest floor plan at Nora House. Floor-to-ceiling glass opens to a wide, nearly wraparound terrace, extending the living areas outdoors. The primary suite and its sumptuous bath provide a serene retreat, complemented by three additional bedrooms, including a second primary suite. This gracious residence encompasses approximately 2,960 square feet of interior space and nearly 598 square feet of terraces, totaling more than 3,558 square feet of living space.



# TERRACE 416

4 BEDROOM | 3.5 BATHROOM  
 INTERIOR: 2,960 SQ. FT. | TERRACE: 3,750 SQ. FT.  
 TOTAL LIVING AREA: 6,710 SQ. FT.  
 VIEW: FACES SOUTH/EAST

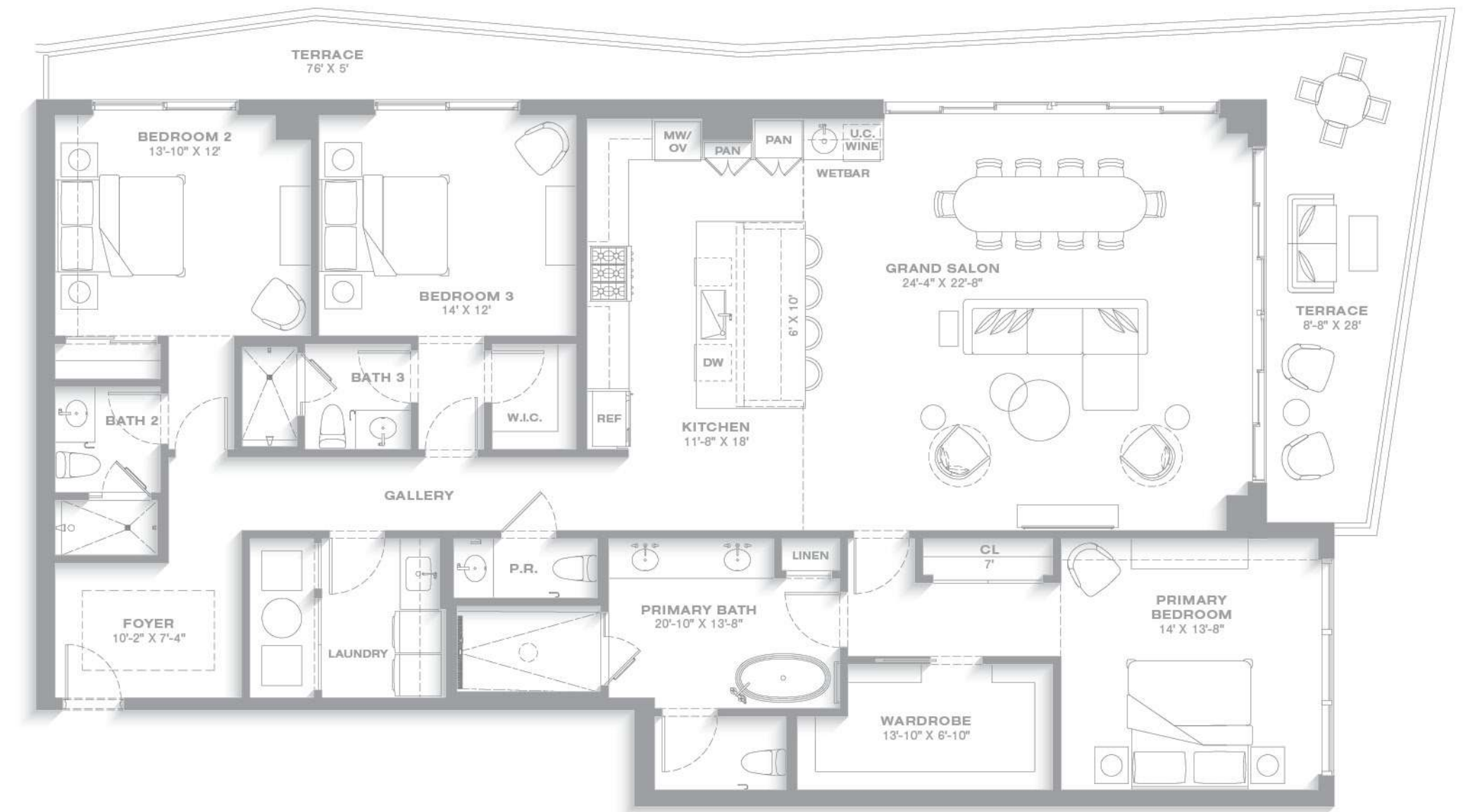
With sweeping views of the city skyline, the Intracoastal Waterway, and the Atlantic Ocean, the panorama of the Palm Beaches is a constant and captivating presence at every hour. Arrival begins at a gracious alcove leading to a long gallery, opening to an expansive entertaining space featuring a wet bar and chef's kitchen. Grand in both scale and design, Terrace 416 is the largest floor plan at Nora House. Floor-to-ceiling glass opens to a remarkable terrace wrapping the residence, totaling approximately 3,750 square feet and incorporating an activity lawn and outdoor BBQ grill. The primary suite and its sumptuous bath offer serene private retreats, complemented by three additional bedrooms, including a second primary suite. With approximately 2,960 square feet of interior space and extensive outdoor terraces, Terrace 416 stands as a landmark offering, totaling 6,710 square feet of living space.



# RESIDENCE 17

3 BEDROOM | 3.5 BATHROOM  
 INTERIOR: 2,400 SQ. FT. | TERRACE: 485 SQ. FT.  
 TOTAL LIVING AREA: 2,885 SQ. FT.  
 VIEW: FACES NORTH/EAST

A gracious alcove leads to a long gallery, opening to an expansive and inviting entertaining space. Floor-to-ceiling glass extends the living areas to a nearly wraparound terrace. Views span the Intracoastal Waterway and the Atlantic Ocean, with sight lines to the pool terrace below. The primary suite and its sumptuous bath provide a serene private retreat. Encompassing approximately 2,400 square feet of interior space and nearly 500 square feet of terraces, this generously scaled residence lives exceptionally large, further enhanced by the exceptional amenities of Nora House and the vibrancy of the Nora District.



# TERRACE 417

3 BEDROOM | 3.5 BATHROOM  
 INTERIOR: 2,400 SQ. FT. | TERRACE: 1,275 SQ. FT.  
 TOTAL LIVING AREA: 3,675 SQ. FT.  
 VIEW: FACES NORTH/EAST

A gracious alcove leads to a long gallery, opening to a thoroughly engaging entertaining space. Floor-to-ceiling glass fully retracts to a private terrace of approximately 1,275 square feet that wraps nearly the entire residence. Lush planters create a sense of privacy, subtly separating the outdoor living areas from the adjoining pool and spa. Views extend to the Intracoastal Waterway and the Atlantic Ocean. A wet bar and chef's kitchen further enhance the entertaining experience. The primary suite and its sumptuous bath provide a serene private retreat. With approximately 2,400 square feet of conditioned interior space, this gracious residence lives expansively.

